FemaN
Jagodina - Srbija
tel: +381 35 230 000
fax: +381 35 230 024
www.feman.net

2014

5

MODULAR MEASURING AND DISTRIBUTION POLYESTER BOXES

Quality above all

29 years with you!

more then 1600 quality products

ON CUSTOMER'S REQUEST WE WILL DELIVER THE GENERAL CATALOGUE

Producer keeps all rights to additions and changes regarding full content in the catalog

BEOGRADSKI SAJAM
STRUČNI ŽIRI
48. Međunarodnog sajma tehnike
i tehničkih dostignuća
doneo je odluku da se
POSEBNO PRIZNANJE
Korak u budućnost
za izložena vrhunska tehnicko-tehnolo-ska rešenja
dodeli
Feman d.o.o. Jagodina
za roto bilboard-dvostrani
Beograd 13.5.2004
Beogradski sajam

ЕЛЕКТРОПРИВРЕДА СРБИЈЕ
ЕЛЕКТРОДИСТРИБУЦИЈА БЕОГРАД
ДОДЕЉУЈЕ
ДИПЛОМУ
„ФЕМАН" ЈАГОДИНА

ЗАЕКТРО
Диплом

StandCert d.o.o.
Bulevar vojvode Mišića 39a, Beograd
izdaje
Sertifikat
Br. QS-0052
kojim se potvrđuje da
organizacija
FemaN
JAGODINA
Feman d.o.o.
Vihorska 1, Jagodina, Srbija
ima sistem menadžmenta kvalitetom usaglašen sa zahtevima standarda
SRPS ISO 9001:2008
oblast
proizvodnja kablovskog materijala, alata, uređaja i
elektroinstalacionog materijala
Datum izdavanja: 2013-03-15
Važi do: 2016-03-14
Direktor
mr Mirjana Stanić, dipl. inž.

ГОДИНА ОЦЕЉИВАЊА КВАЛИТЕТА
65
1930
1995
НОВОСАДСКИ САЈАМ
ДОДЕЉУЈЕ
Диплому


NOVOSADSKI SAJAM
DODELJUJE
DIPLOMU
Kao znak priznanja
u Novom Sadu


МЕЖДУНАРОДНАЯ СПЕЦИАЛИЗИРОВАННАЯ ВЫСТАВКА
ЭЛЕКТРИЧЕСКИЕ СЕТИ РОССИИ
2007
ДИПЛОМ
FEMAN
для качества кабельной арматуры

DIPLOMA
for exhibitor
The 12th International Trade Fair
of Power Engineering, Electrical Engineering,
and Energy Efficiency
elcom
Ukraine 2008
FEMAN

A long lasting tradition - factory established 1985

DIRECTORY
of other FEMAN products

Quality above all

The creator of this business idea, Miodrag Nikolic, is the owner and founder of the company FEMAN, and is an electrical engineer by specialty

⚠ AT THE CUSTOMER'S REQUEST WE WILL DELIVER THE GENERAL CATALOGUE

www.feman.net

DIRECTORY of various FEMAN products

STREET LIGHTING

Fuse Switch Disconnector – Vertical



PVC CABLE RACEWAYS



BUILT-IN RAW CURRENT CLAMPS



AKU SCISSORS FAM 42 CRIMPER

THREE TOOLS IN ONE

⚠ AT THE CUSTOMER'S REQUEST WE WILL DELIVER THE GENERAL CATALOGUE

MODULAR MEASURING AND DISTRIBUTION POLYESTER BOXES MRO1 320x665x235

Feman is the biggest producer of SMC boxes on Balkans

FEMAN POLYESTER BOXES - CARACTERISTIC

TEHNICAL DESCRIPTION OF MODULAR- MEASURING AND DISTRIBUTION BOXES

These boxes are mainly used for one measuring device. In order to install more measuring devices, they can be installed beside the first one or one above each other.

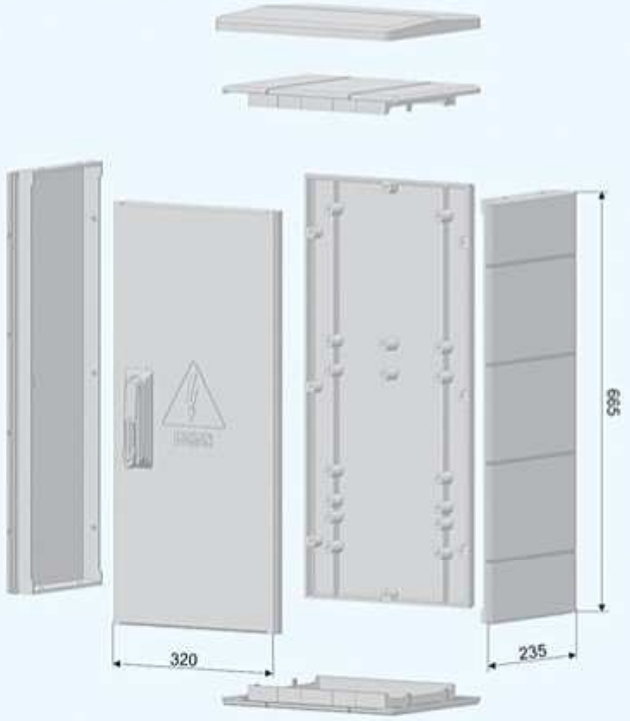

Code no.	Sort of mounting	Type	Dimensions mm	Protection degree
5082030	Post mounted	MRO1-S	320x655x235	IP 54
5082031	Wall mounted	MRO1-Z	320x655x235	IP 54
5082032	Mounted in wall	MRO1-U	320x655x235	IP 54
5082035	Freestanding with ground base	MRO1-SSN	320x1035x235	IP 54
5082036	Freestanding with underground base	MRO1-SSU	320x1720x235	IP 54
5083030	Post mounted	MRO1-S	320x655x320	IP 54
5083031	Wall mounted	MRO1-Z	320x655x320	IP 54
5083032	Mounted in wall	MRO1-U	320x655x320	IP 54
5083035	Freestanding with ground base	MRO1-SSN	320x1035x320	IP 54
5083036	Freestanding with underground base	MRO1-SSU	320x1720x320	IP 54

This multipurpose modular universal box is made for montage on the pole, in the wall, on the wall, freestanding with ground base and freestanding with underground base.

It is made from pressed non- burning polyester, reinforced with glass fibers. It is resistant to strokes, bending and has high dialectical strength. Boxes are also resistant to weather conditions, as well as UV-rays. They have no harmful effect to the surroundings and can be completely recycled. They provide good mechanical and electrical protection and they fall under highly insulated boxes. By adding gasket rubber on doors, windows and other holes high degree of sealing IP 54 is achieved. **For it's good technical characteristics they can be used in wet rooms, ambiences with high presence of acid, dust or salt, power plants, rooms with high and low temperatures, industrial facilities etc. Usage is very simple and without additional maintenance.** Usage and montage are very simplified. They count as highly sealed boxes.
In accordance with Europeans standards and norms we have developed wide range of additional equipment for boxes. At customer request we deliver boxes complete equipped according to technical instruction submitted by the customer.

SORT, USAGE AND EXAMPLES OF BOXES MRO1 320x665x235

The interior of empty universal polyester box

Boxes switches and control lamps

Measuring boxes

Electricity measuring command boxes

Boxes with measuring devices

Boxes with automatics

Boxes with current transformers

Boxes with connection accessories

Interior of box with connection accessories

They can be used as measuring, measuring - command, for public lighting, distribution, commanding boxes for automatic in facilities etc.

MRO1 320x665x235 WAYS OF MONTING: ON POST, ON WALL AND IN WALL

Boxes for montage on wall with hair roof

Boxes for montage on post with back supports

Boxes for montage in wall without hair roof

FREESTANDING BOXES WITH GROUND BASE MRO1 320x665x235

Freestanding box with ground base can be installed on polyester underground stands.

FREESTANDING BOXES WITH UNDERGROUND BASE MRO1 320x665x235

In top part of polyester underground stands, at customer's request we can make special part, with doors and locks for installation fuses and switches up to 160 A.

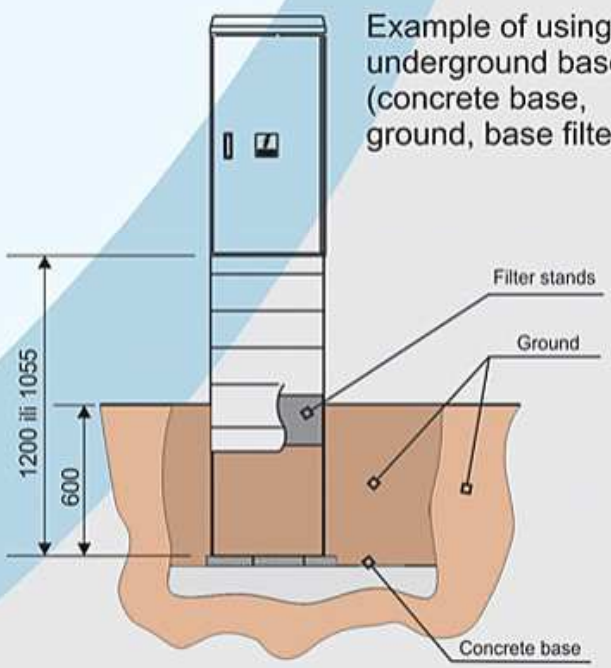

Example of using underground base. (concrete base, ground, base filter)

MODULAR MEASURING AND DISTRIBUTION POLYESTER BOXES MRO2 600x665x235

FEMAN POLYESTER BOXES - CARACTERISTIC

TEHNICAL DESCRIPTION OF MODULAR- MEASURING AND DISTRIBUTION BOXES

These boxes are mainly used for two measuring devices. In order to install more measuring devices, they can be installed beside the first one or one above each other.

Code no.	Sort of mounting	Type	Dimensions mm	Protection degree
5082040	Post mounted	MRO2-S	600x665x235	IP 54
5082041	Wall mounted	MRO2-Z	600x665x235	IP 54
5082042	Mounted in wall	MRO2-U	600x665x235	IP 54
5082045	Freestanding with ground base	MRO2-SSN	600x1035x235	IP 54
5082046	Freestanding with underground base	MRO2-SSU	600x1720x235	IP 54
5083040	Post mounted	MRO2-S	600x665x320	IP 54
5083041	Wall mounted	MRO2-Z	600x665x320	IP 54
5083042	Mounted in wall	MRO2-U	600x665x320	IP 54
5083045	Freestanding with ground base	MRO2-SSN	600x1035x320	IP 54
5083046	Freestanding with underground base	MRO2-SSU	600x1720x320	IP 54

This multipurpose modular universal box is made for montage on the pole, in the wall, on the wall, freestanding with ground base and freestanding with underground base.

It is made from pressed non- burning polyester, reinforced with glass fibers. It is resistant to strokes, bending and has high dialectical strength. Boxes are also resistant to weather conditions, as well as UV-rays. They have no harmful effect to the surroundings and can be completely recycled. They provide good mechanical and electrical protection and they fall under highly insulated boxes. By adding gasket rubber on doors, windows and other holes high degree of sealing IP 54 is achieved. **For it's good technical characteristics they can be used in wet rooms, ambiences with high presence of acid, dust or salt, power plants, rooms with high and low temperatures, industrial facilities etc. Usage is very simple and without additional maintenance.** Usage and montage are very simplified. They count as highly sealed boxes.

In accordance with Europeans standards and norms we have developed wide range of additional equipment for boxes. At customer request we deliver boxes complete equipped according to technical instruction submitted by the customer.

MRO2 600x665x235 SORT, USAGE AND EXAMPLES OF BOXES

Boxes switches
and control lamps

Measuring boxes

Boxes with
connection accessories

Boxes with automatics

Interior of box with
connection accessories

Boxes with measuring devices

They can be used as measuring, measuring - command, for public lighting, distribution, commanding boxes for automatic in facilities etc.

WAYS OF MONTING: ON POST, ON WALL AND IN WALL MRO2 600x665x235

Boxes for montage on post with back supports

Boxes for montage on wall with hair roof

Boxes for montage in wall without hair roof

MRO2 600x665x235 FREESTANDING BOXES WITH GROUND BASE

Freestanding box with ground base can be installed on polyester underground stands.

MRO2 600x665x235 FREESTANDING BOXES WITH UNDERGROUND BASE

In top part of polyester underground stands, at customer's request we can make special part, with doors and locks for installation fuses and switches up to 400 A.

Example of using underground base.
(concrete base, ground, base filter)

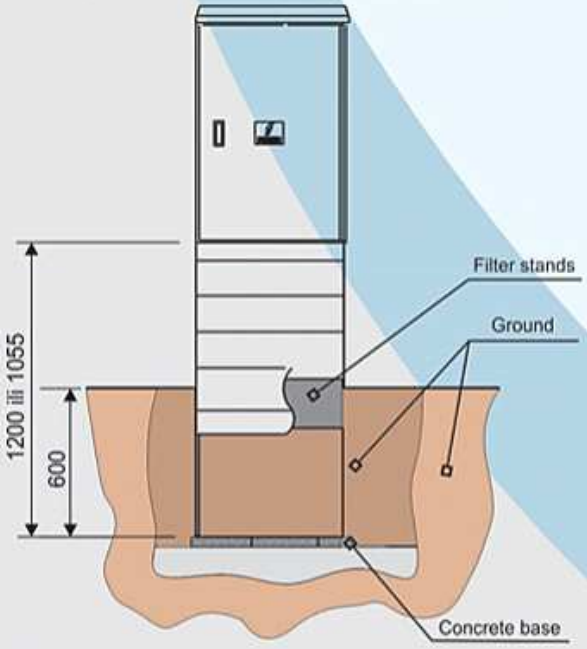

MODULAR MEASURING AND DISTRIBUTION POLYESTER BOXES MRO4H 1200x665x235

These boxes are mainly used for four measuring devices, distributed horizontally. In order to install more measuring devices, they can be installed beside the first one or one above each other.

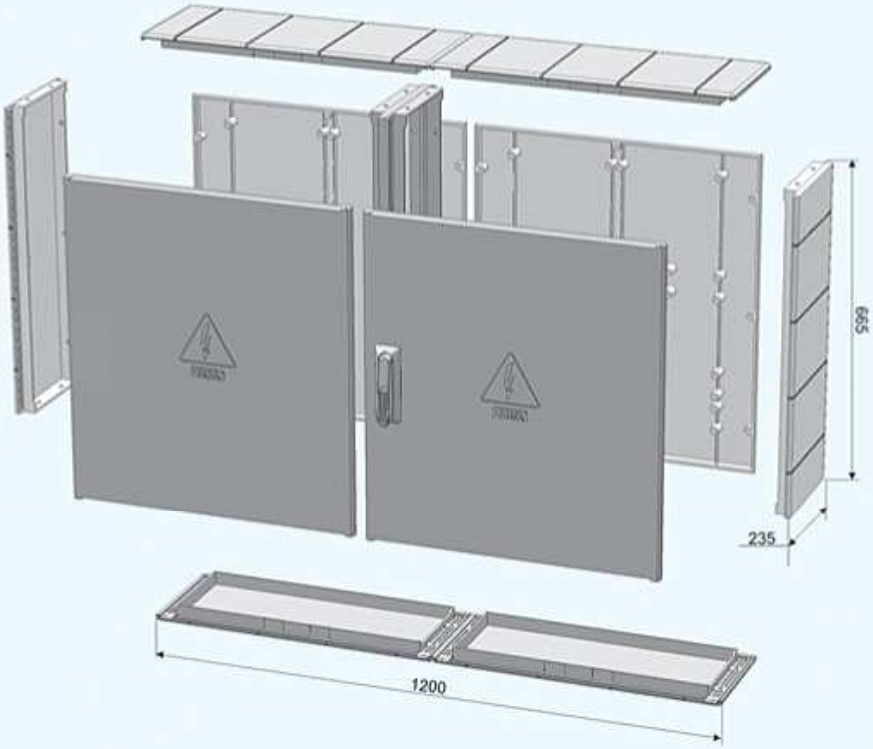

Code no.	Sort of mounting	Type	Dimensions mm	Protection degree
5082050	Post mounted	MRO4H-S	1200x665x235	IP 54
5082051	Wall mounted	MRO4H-Z	1200x665x235	IP 54
5082052	Mounted in wall	MRO4H-U	1200x665x235	IP 54
5082055	Freestanding with ground base	MRO4H-SSN	1200x1035x235	IP 54
5082056	Freestanding with underground base	MRO4H-SSU	1200x1720x250	IP 54
5083050	Post mounted	MRO4H-S	1200x665x320	IP 54
5083051	Wall mounted	MRO4H-Z	1200x665x320	IP 54
5083052	Mounted in wall	MRO4H-U	1200x665x320	IP 54
5083055	Freestanding with ground base	MRO4H-SSN	1200x1035x320	IP 54
5083056	Freestanding with underground base	MRO4H-SSU	1200x1720x320	IP 54

MRO4H 1200x665x235 FREESTANDING BOXES WITH GROUND BASE

Freestanding box with ground base can be installed on polyester underground stands.

MRO4H 1200x665x235 FREESTANDING BOXES WITH UNDERGROUND BASE

In top part of polyester underground stands, at customer's request we can make special part, with doors and locks for installation fuses and switches up to 400 A.

Example of using underground base.
(concrete base, ground, base filter)

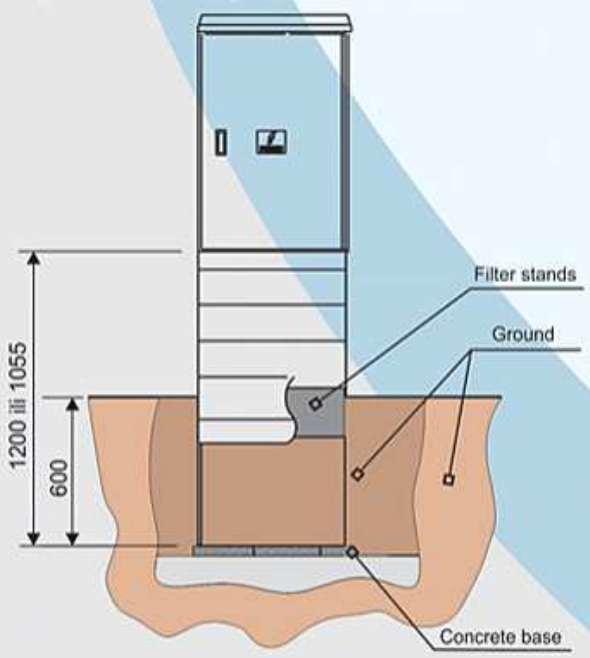

MODULAR MEASURING AND DISTRIBUTION POLYESTER BOXES MRO2V 320x1055x235

These boxes are mainly used for two measuring devices, distributed vertically. In order to install more measuring devices, they can be installed beside the first one or one above each other.

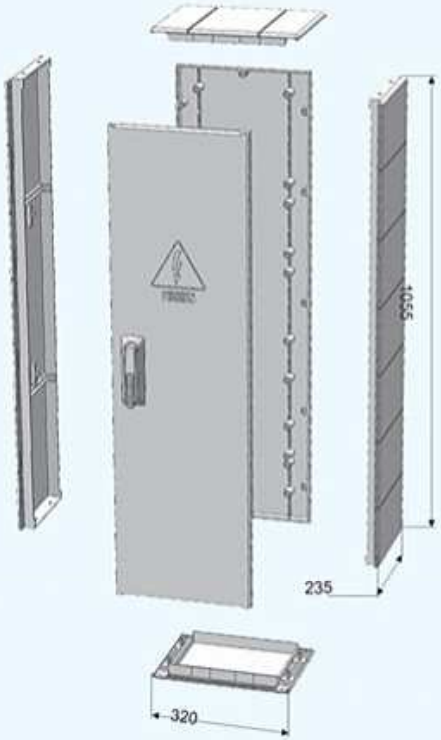

Code no.	Sort of mounting	Type	Dimensions mm	Protection degree
5082060	Post mounted	MRO2V-S	320x1055x235	IP 54
5082061	Wall mounted	MRO2V-Z	320x1055x235	IP 54
5082062	Mounted in wall	MRO2V-U	320x1055x235	IP 54
5082065	Freestanding with ground base	MRO2V-SSN	320x1425x235	IP 54
5082066	Freestanding with underground base	MRO2V-SSU	320x2110x235	IP 54
5083060	Post mounted	MRO2V-S	320x1055x320	IP 54
5083061	Wall mounted	MRO2V-Z	320x1055x320	IP 54
5083062	Mounted in wall	MRO2V-U	320x1055x320	IP 54
5083065	Freestanding with ground base	MRO2V-SSN	320x1425x320	IP 54
5083066	Freestanding with underground base	MRO2V-SSU	320x2110x320	IP 54

This multipurpose modular universal box is made for montage on the pole, in the wall, on the wall, freestanding with ground base and freestanding with underground base.

It is made from pressed non- burning polyester, reinforced with glass fibers. It is resistant to strokes, bending and has high dialectical strength. Boxes are also resistant to weather conditions, as well as UV-rays. They have no harmful effect to the surroundings and can be completely recycled. They provide good mechanical and electrical protection and they fall under highly insulated boxes. By adding gasket rubber on doors, windows and other holes high degree of sealing IP 54 is achieved. **For it's good technical characteristics they can be used in wet rooms, ambiences with high presence of acid, dust or salt, power plants, rooms with high and low temperatures, industrial facilities etc. Usage is very simple and without additional maintenance.** Usage and montage are very simplified. They count as highly sealed boxes.
In accordance with Europeans standards and norms we have developed wide range of additional equipment for boxes. At customer request we deliver boxes complete equipped according to technical instruction submitted by the customer.

MRO2V 320x1055x235 FREESTANDING BOXES WITH GROUND BASE

Freestanding box with ground base can be installed on polyester underground stands.

MRO2V 320x1055x235 FREESTANDING BOXES WITH UNDERGROUND BASE

In top part of polyester underground stands, at customer's request we can make special part, with doors and locks for installation fuses and switches up to 400 A.

Example of using underground base.
(concrete base, ground, base filter)

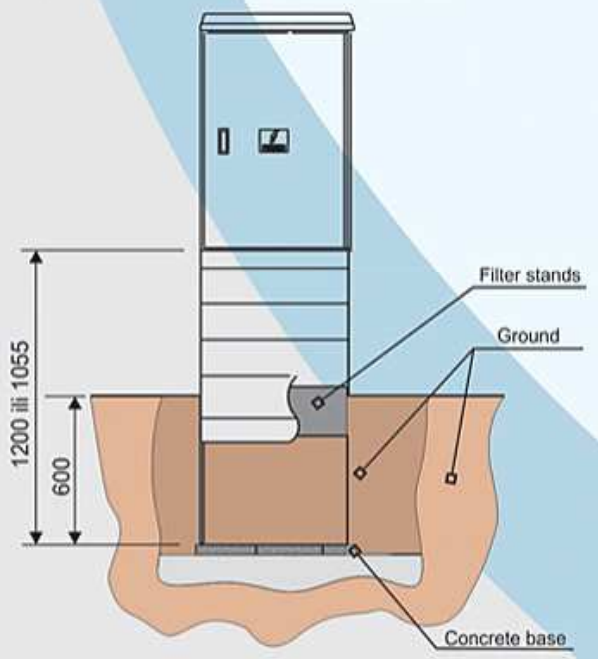



MODULAR MEASURING AND DISTRIBUTION POLYESTER BOXES MRO4 600x1055x235

FEMAN POLYESTER BOXES - CARACTERISTIC

TEHNICAL DESCRIPTION OF MODULAR- MEASURING AND DISTRIBUTION BOXES

These boxes are mainly used for four measuring devices, distributed vertically. In order to install more measuring devices, they can be installed beside the first one or one above each other.

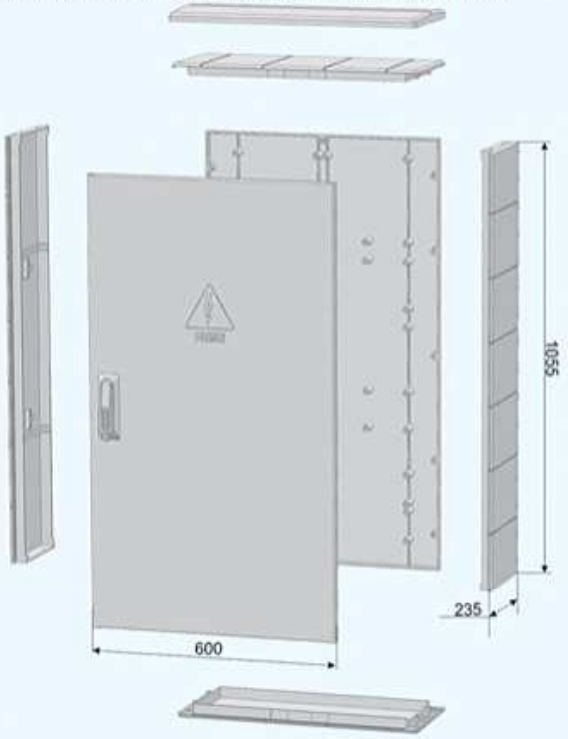

Code no.	Sort of mounting	Type	Dimensions mm	Protection degree
5082070	Post mounted	MRO4-S	600x1055x235	IP 54
5082071	Wall mounted	MRO4-Z	600x1055x235	IP 54
5082072	Mounted in wall	MRO4-U	600x1055x235	IP 54
5082075	Freestanding with ground base	MRO4-SSN	600x1425x235	IP 54
5082076	Freestanding with underground base	MRO4-SSU	600x2110x250	IP 54
5083070	Post mounted	MRO4-S	600x1055x320	IP 54
5083071	Wall mounted	MRO4-Z	600x1055x320	IP 54
5083072	Mounted in wall	MRO4-U	600x1055x320	IP 54
5083075	Freestanding with ground base	MRO4-SSN	600x1425x320	IP 54
5083076	Freestanding with underground base	MRO4-SSU	600x2110x320	IP 54

This multipurpose modular universal box is made for montage on the pole, in the wall, on the wall, freestanding with ground base and freestanding with underground base.

It is made from pressed non- burning polyester, reinforced with glass fibers. It is resistant to strokes, bending and has high dialectical strength. Boxes are also resistant to weather conditions, as well as UV-rays. They have no harmful effect to the surroundings and can be completely recycled. They provide good mechanical and electrical protection and they fall under highly insulated boxes. By adding gasket rubber on doors, windows and other holes high degree of sealing IP 54 is achieved. **For it's good technical characteristics they can be used in wet rooms, ambiences with high presence of acid, dust or salt, power plants, rooms with high and low temperatures, industrial facilities etc. Usage is very simple and without additional maintenance.** Usage and montage are very simplified. They count as highly sealed boxes.
In accordance with Europeans standards and norms we have developed wide range of additional equipment for boxes. At customer request we deliver boxes complete equipped according to technical instruction submitted by the customer.

SORT, USAGE AND EXAMPLES OF BOXES

MRO4 600x1055x235

Measuring boxes

Boxes switches
and control lamps

Boxes with automatics

Interior of box with
connection accessories

They can be used as measuring, measuring - command, for public lighting, distribution, commanding boxes for automatic in facilities etc.

MRO4 600x1055x235 WAYS OF MONTING: ON POST, ON WALL AND IN WALL

Boxes for montage on wall with hair roof

Boxes for montage on post with back supports

Boxes for montage in wall without hair roof

FREESTANDING BOXES WITH GROUND BASE MRO4 600x1055x235

Freestanding box with ground base can be installed on polyester underground stands.

FREESTANDING BOXES WITH UNDERGROUND BASE MRO4 600x1055x235

In top part of polyester underground stands, at customer's request we can make special part, with doors and locks for installation fuses and switches up to 400 A.

Example of using underground base. (concrete base, ground, base filter)

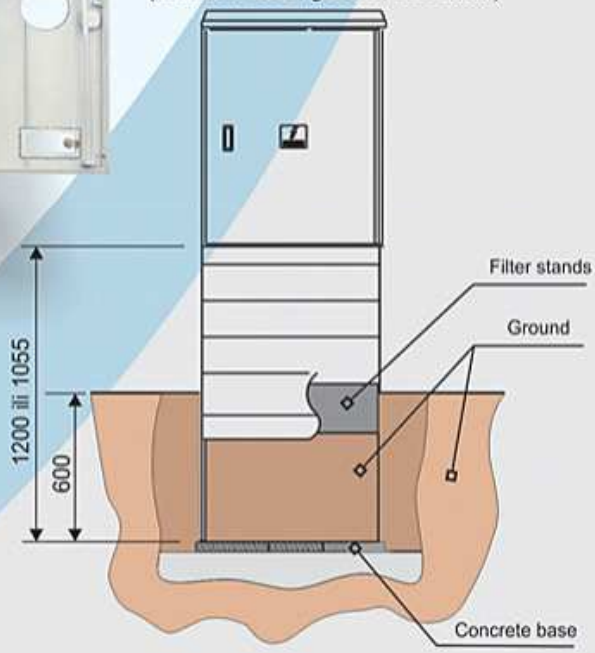

MODULAR MEASURING AND DISTRIBUTION POLYESTER BOXES MRO6 920x1055x235

FEMAN POLYESTER BOXES - CARACTERISTIC

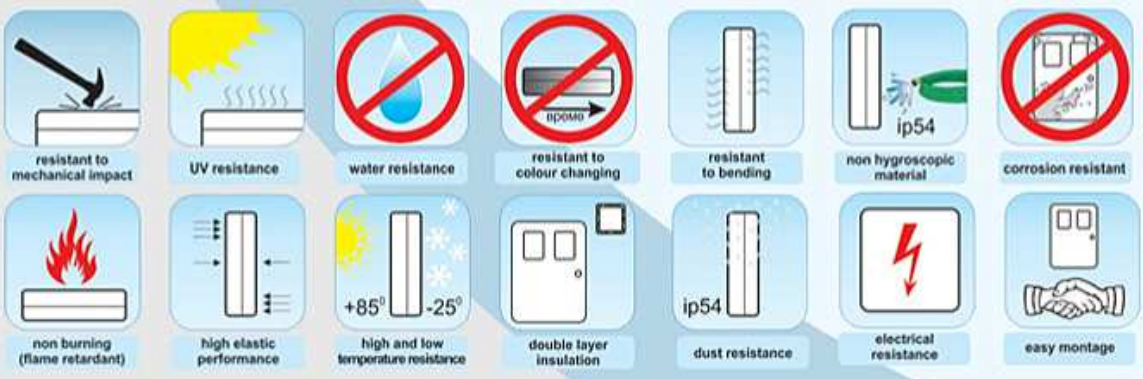

TEHNICAL DESCRIPTION OF MODULAR- MEASURING AND DISTRIBUTION BOXES

These boxes are mainly used for six measuring devices. In order to install more measuring devices, they can be installed beside the first one or one above each other.

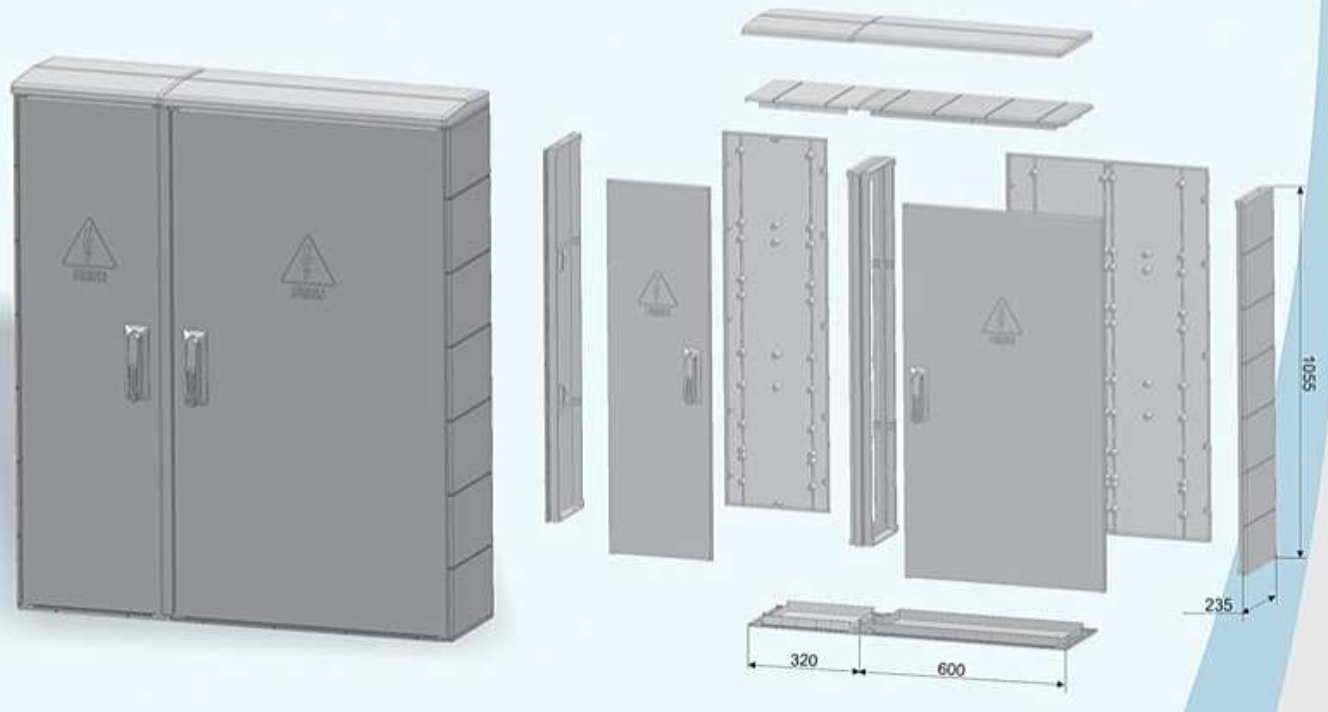

Code no.	Sort of mounting	Type	Dimensions mm	Protection degree
5082080	Post mounted	MRO6-S	920x1055x235	IP 54
5082081	Wall mounted	MRO6-Z	920x1055x235	IP 54
5082082	Mounted in wall	MRO6-U	920x1055x235	IP 54
5082085	Freestanding with ground base	MRO6-SSN	920x1425x235	IP 54
5082086	Freestanding with underground base	MRO6-SSU	920x2110x250	IP 54
5083080	Post mounted	MRO6-S	920x1055x320	IP 54
5083081	Wall mounted	MRO6-Z	920x1055x320	IP 54
5083082	Mounted in wall	MRO6-U	920x1055x320	IP 54
5083085	Freestanding with ground base	MRO6-SSN	920x1425x320	IP 54
5083086	Freestanding with underground base	MRO6-SSU	920x2110x320	IP 54

This multipurpose modular universal box is made for montage on the pole, in the wall, on the wall, freestanding with ground base and freestanding with underground base.

It is made from pressed non- burning polyester, reinforced with glass fibers. It is resistant to strokes, bending and has high dialectical strength. Boxes are also resistant to weather conditions, as well as UV-rays. They have no harmful effect to the surroundings and can be completely recycled. They provide good mechanical and electrical protection and they fall under highly insulated boxes. By adding gasket rubber on doors, windows and other holes high degree of sealing IP 54 is achieved. **For it's good technical characteristics they can be used in wet rooms, ambiences with high presence of acid, dust or salt, power plants, rooms with high and low temperatures, industrial facilities etc. Usage is very simple and without additional maintenance.** Usage and montage are very simplified. They count as highly sealed boxes.
In accordance with Europeans standards and norms we have developed wide range of additional equipment for boxes. At customer request we deliver boxes complete equipped according to technical instruction submitted by the customer.

Notice: small and big doors can be set other way (first wider and then narrow door).

Boxes with measuring devices

Boxes switches
and control lamps

They can be used as measuring, measuring - command, for public lighting, distribution, commanding boxes for automatic in facilities etc.

WAYS OF MONTING: ON POST, ON WALL AND IN WALL

MRO6 920x1055x235

Boxes for montage on post with back supports

Boxes for montage on wall with hair roof

Boxes for montage in wall without hair roof

MRO6 920x1055x235 FREESTANDING BOXES WITH GROUND BASE

Freestanding box with ground base can be installed on polyester underground stands.

MRO6 920x1055x235 FREESTANDING BOXES WITH UNDERGROUND BASE

In top part of polyester underground stands, at customer's request we can make special part, with doors and locks for installation fuses and switches up to 400A.

Example of using underground base. (concrete base, ground, base filter)

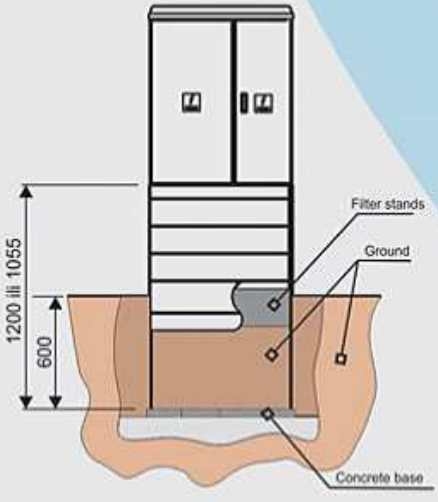

MODULAR MEASURING-DISTRIBUTION POLYESTER BOARDS MRO1 260X665X250

Koristi se za montažu jednog mernog uređaja. Za montažu više mernih uređaja mogu se nizati jedan pored drugog i jedan iznad drugog.

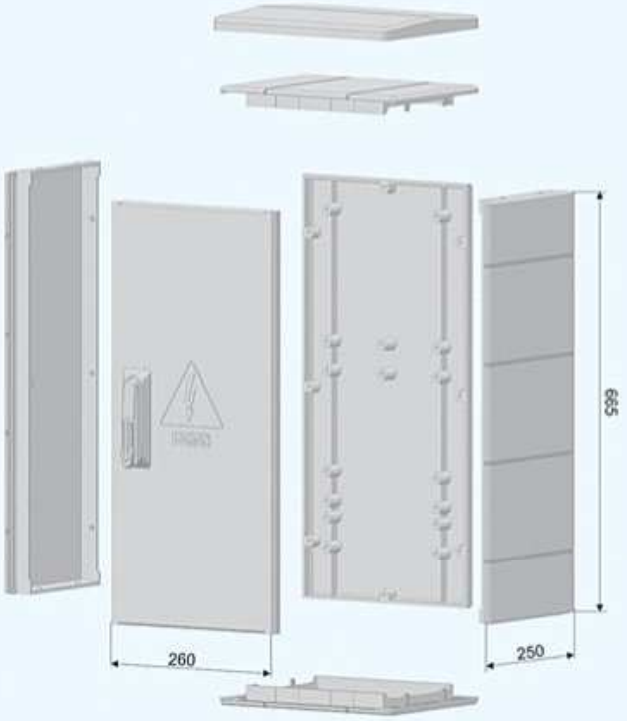

Code no.	Mode of mounting	Type	Dimension mm	Protection level
5086030	On pole mounting	MRO1-S	260x655x250	IP 54
5086031	On wall mounting	MRO1-Z	260x655x250	IP 54
5086032	In wall mounting	MRO1-U	260x655x250	IP 54
5086035	Free standing above ground	MRO1-SSN	260x1330x250	IP 54

Versatile modular universal boards can be made in various types, for mounting on the pole, on the wall, in walls then as free standing above ground and as free standing under the ground.

Technical description:
Boards are made of pressed Polyester reinforced with glass fibers. They are resistant to stroke, bending, and have high dialectical firmness. Resistant to atmospheric impact as well as UV rays.

Technical dates:
Nominal voltage of insulation :
Rated current
Degree of mechanical protection
Resistance to stroke
Protection class
Colour
Resistance to atmospheric impact UV stability
Exploitation temperature
Thermal stability

MODULAR MEASURING-DISTRIBUTION POLYESTER BOARDS MRO2 510X820X250

They are used for mounting two measuring device. For mounting more than one device it can be placed one next to another and one above another one.

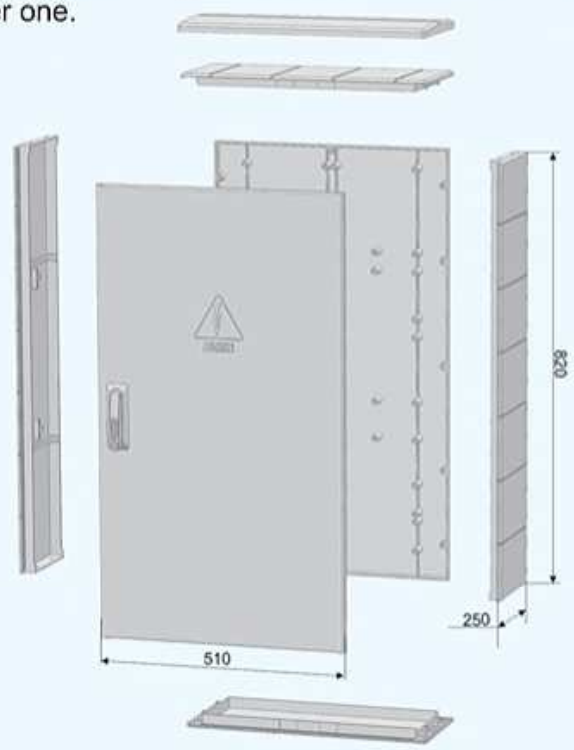

Code no.	Mode of mounting	Type	Dimension mm	Protection level
5086080	On pole mounting	MRO2-S	510x820x250	IP 54
5086081	On wall mounting	MRO2-Z	510x820x250	IP 54
5086082	In wall mounting	MRO2-U	510x820x250	IP 54
5086085	Free standing above ground	MRO2-SSN	510x1640x250	IP 54

Versatile modular universal boards can be made in various types, for mounting on the pole ,on the wall, in wall, then as free standing above ground and free standing under the ground.

Technical description:

Boards are made of pressed Polyester reinforced with glass fibers. They are resistant to stroke, bending, and have high dialectical firmness. Resistant to atmospheric impact as well as UV rays.

Technical data:

Nominal voltage of insulation:
Rated current
Degree of mechanical protection
Resistance to stroke
Protection class
Colour
Resistance to atmospheric impact UV stability
Exploitation temperature
Thermal stability

MODULAR MEASURING-DISTRIBUTION POLYESTER BOARDS MRO4 510X1640X250

They are used for mounting four measuring device. For mounting more than one device it can be placed one next to another

Code no.	Mode of mounting	Type	Dimension mm	Protection level
5086088	Free standing above ground	MRO4-SSN	510x1640x250	IP 54

Versatile modular universal boards can be made in various types and as free standing under the ground.

Technical description:
Boards are made of pressed Polyester reinforced with glass fibers. They are resistant to stroke, bending, and have high dialectical firmness. Resistant to atmospheric impact as well as UV rays.

Technical description:
Boards are made of pressed Polyester reinforced with glass fibers. They are resistant to stroke, bending, and have high dialectical firmness. Resistant to atmospheric impact as well as UV rays.
Technical data:
Nominal voltage of insulation:
Rated current
Degree of mechanical protection
Resistance to stroke
Protection class
Colour
Resistance to atmospheric impact UV stability
Exploitation temperature
Thermal stability

MODULAR MEASURING-DISTRIBUTION POLYESTER BOARDS

Versatile modular universal boards can be made in various types, for mounting on the pole, on the wall, in walls .Boards are made of pressed Polyester reinforced with glass fibers and can be used as distribution and commanding boards for automatic in the plants. They are resistant to stroke, bending, and have high dialectical firmness. Resistant to atmospheric impact as well as UV rays. Due to their good characteristics they can be used in the wet premises as well as in environment with high presence of acid.

Code no.	Mode of mounting	Type - Dimension mm	Protection level
5085010	On pole mounting	RO-S 250x250x235	IP 54
5085011	On wall mounting	RO-Z 250x250x235	IP 54
5085012	In wall mounting	RO-U 250x250x235	IP 54
5085030	On pole mounting	RO-S 320x370x235	IP 54
5085031	On wall mounting	RO-Z 320x370x235	IP 54
5085032	In wall mounting	RO-U 320x370x235	IP 54

MODULAR MEASURING-DISTRIBUTION POLYESTER BOARDS

Versatile modular universal boards can be made in various types, for mounting on the pole, on the wall, in walls .Boards are made of pressed Polyester reinforced with glass fibers and can be used as distribution and commanding boards for automatic in the plants. They are resistant to stroke, bending, and have high dialectical firmness. Resistant to atmospheric impact as well as UV rays. Due to their good characteristics they can be used in the wet premises as well as in environment with high presence of acid.

Code no.	Mode of mounting	Type - Dimension mm	Protection level
5085020	On pole mounting	RO-S 600x250x235	IP 54
5085021	On wall mounting	RO-Z 600x250x235	IP 54
5085022	In wall mounting	RO-U 600x250x235	IP 54
5085040	On pole mounting	RO-S 600x370x235	IP 54
5085041	On wall mounting	RO-Z 600x370x235	IP 54
5085042	In wall mounting	RO-U 600x370x235	IP 54

MODULAR POLYESTER BOARDS FOR MULTI-FLAT BUILDINGS

Code no	Description	Type	Dimension (mm)	Protection level
5082109	in wall - on wall	MO9-UZ	920x1970x235	IP 54
5082120	in wall - on wall	MO12-UZ	1200x1970x235	IP 54
5082150	in wall - on wall	MRO15-U	1520x1970x235	IP 54
5082180	in wall - on wall	MRO18-UZ	1800x1970x235	IP 54
5082210	in wall - on wall	MRO21-UZ	2120x1970x235	IP 54
5082240	in wall - on wall	MRO24-UZ	2400x1970x235	IP 54
5082270	in wall - on wall	MRO27-UZ	2720x1970x235	IP 54
5082300	in wall - on wall	MRO30-UZ	3000x1970x235	IP 54

Boards are made of pressed Polyester reinforced with glass fibres. They are resistant to stroke, bending, and have high dialectical firmness. Resistant to atmospheric impact as well as UV rays. They provide good mechanical and electrical protection. These boards are characterized with highly insolation boards. By adding additional rubber seals on the door, window and other holes the high degree of protection of IP54 is achieved. Due to their technical characteristics they can be used in the wet premises and environment with the high presence of acids and dust.

Using these boards is very simple and there is no need for additional maintenance, resistant to high and low temperature. Easily and simply assembling and build-in.

In accordance with the European standards and norms we have developed a wide range of accompanying equipment for build-in for the boards.

Depending of the Customer's wishes we are able to make various types of the boards and those boards can be delivered as an assembled product or disassembled in parts. These boards are made in the width of 320 and 600mm and with the height of 250, 370, 665 and 1055mm.

MODULAR POLYESTER BOARDS FOR MULTI-FLAT BUILDINGS

Note: They are intended to be used for mounting tables for electricity

Example of distribution part

Example of rail's

Code no	Description	Type	Dimension (mm)	Protection level
5082110	in wall - on wall	MO9-UZ	600x1995x235	IP 54
5082122	in wall - on wall	MO12-UZ	920x1995x235	IP 54
5082182	in wall - on wall	MRO18-U	1200x1995x235	IP 54
5082212	in wall - on wall	MRO21-UZ	1520x1995x235	IP 54
5082272	in wall - on wall	MRO27-UZ	1800x1995x235	IP 54
5082302	in wall - on wall	MRO30-UZ	2120x1995x235	IP 54

Modular versatile boards are made of pressed Polyester reinforced with glass fibres. They are resistant to stroke, bending, and have high dialectical firmness. Resistant to atmospheric impact as well as UV rays. They provide good mechanical and electrical protection. These boards are characterized as highly insolation boards. By adding additional rubber seals on the door, window and other holes the high degree of protection of IP54 is achieved. Due to their technical characteristics they can be used in the wet premises and environment with the high presence of acid and dust.

Using these boards is very simple and there is no need for additional maintenance, resistant to high and low temperature. Easily and simply assembling and build-in.

In accordance with the European standards and norms we have developed a wide range of accompanying equipment for build-in for the boards.

Depending of the Customer's wishes we are able to make various types of the boards and those boards can be delivered as an assembled product or disassembled in parts. These boards are made in the width of 320 and 600mm and with the height of 250, 370, 665 and 1055mm.

CONSTRUCTION SITE CONNECTION BOXES WITH STAND

We make typical construction site connection boxes from polyester. The highly stabile stand provides a safe and sure work on a construction site. Construction freestanding box is mobile and easily portable depending on the needs.

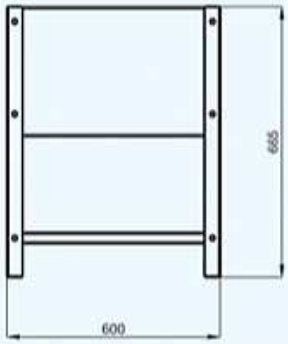

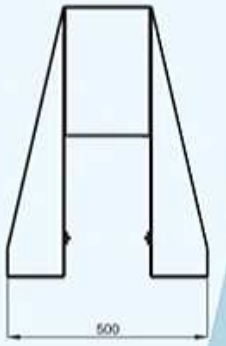

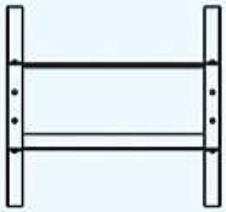

Boxes are U V stable, nonflammable, resistant to high and low temperatures and mechanical impacts. Normally these boxes are having IP 54 protection degree, which does not allow dust and water from the construction site to come into the box. Boxes made in two sizes, according to data sheet above. According to customer wishes, we can deliver empty boxes with stand or complete with accompanying equipment.

Code no.	Sort of mounting	Type	Dimensions mm	Protection degree
5082910	Construction site connection boxes	GO2-SSN	600x1330x235	IP 54
5082912	Construction site connection boxes	GO2-SSN	600x1720x235	IP 54
5082905	Stand for construction site connection boxes	MRO1-U	600x665x500	

CONSTRUCTION SITE CONNECTION BOXES WITH STAND

At customer request we produce boxes with electrometer inside or done according to other technical demands asked by customer.

STANDS FOR POLYESTER BOXES

Boxes can be mounted on polyester stand ground base or underground base depending on type of terrain. These stands can be easily set up and allow easy access to the work. The basic types of stands are given in data table bellow. We make them in several variants, and we can deliver them as finished item or in parts.

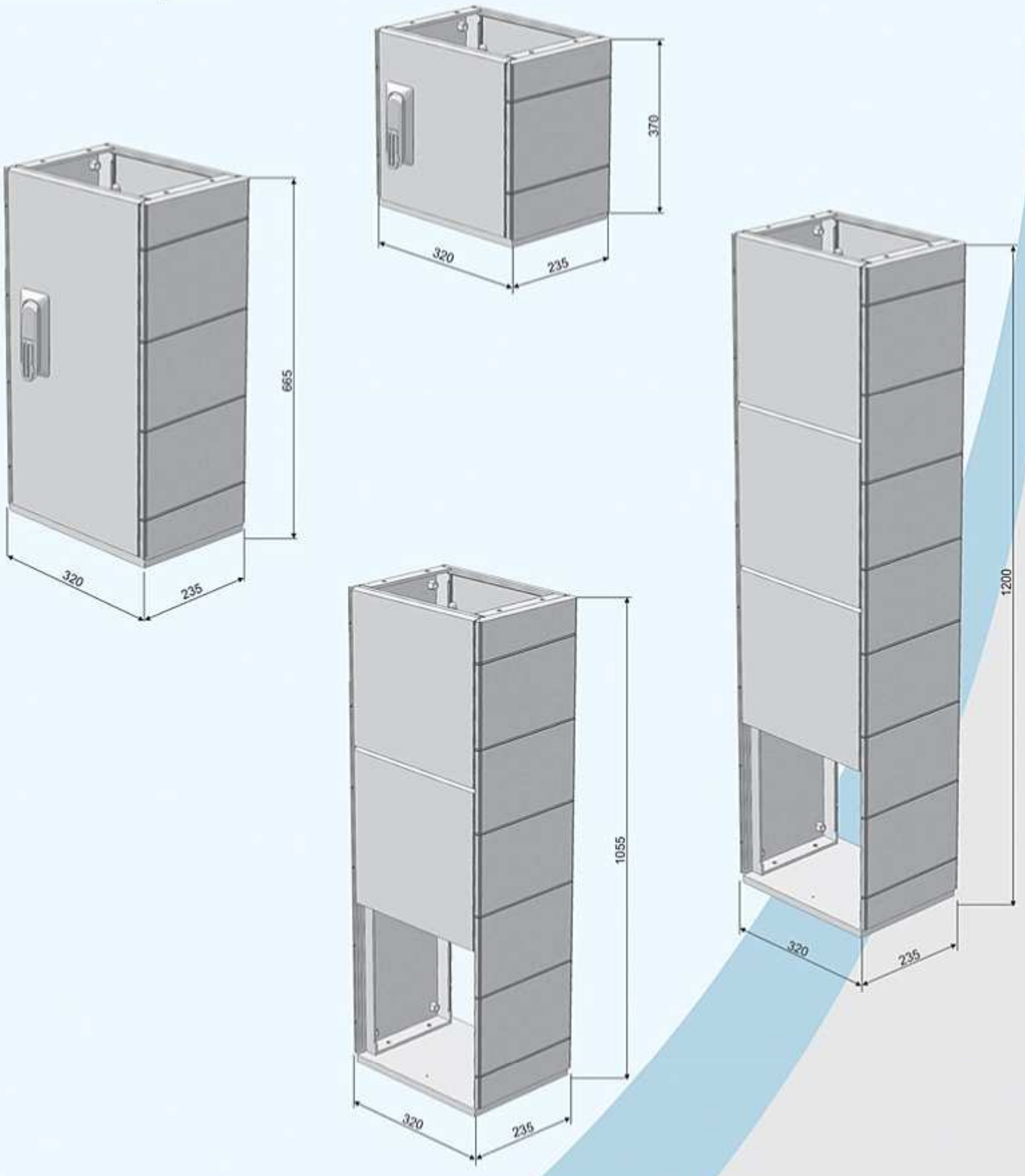

Code no.	Sort of mounting	Type	Dimensions (mm)
5082810	Ground stand	P-SSN	320x370x235
5082812	Ground stand	P-SSN	320x665x235
5082815	Underground stand	P-SSU	320x1055x235
5082817	Underground stand	P-SSU	320x1200x235

STANDS FOR POLYESTER BOXES

Boxes can be mounted on polyester stand ground base or underground base depending on type of terrain. These stands can be easily set up and allow easy access to the work. The basic types of stands are given in data table bellow. We make them in several variants, and we can deliver them as finished item or in parts.

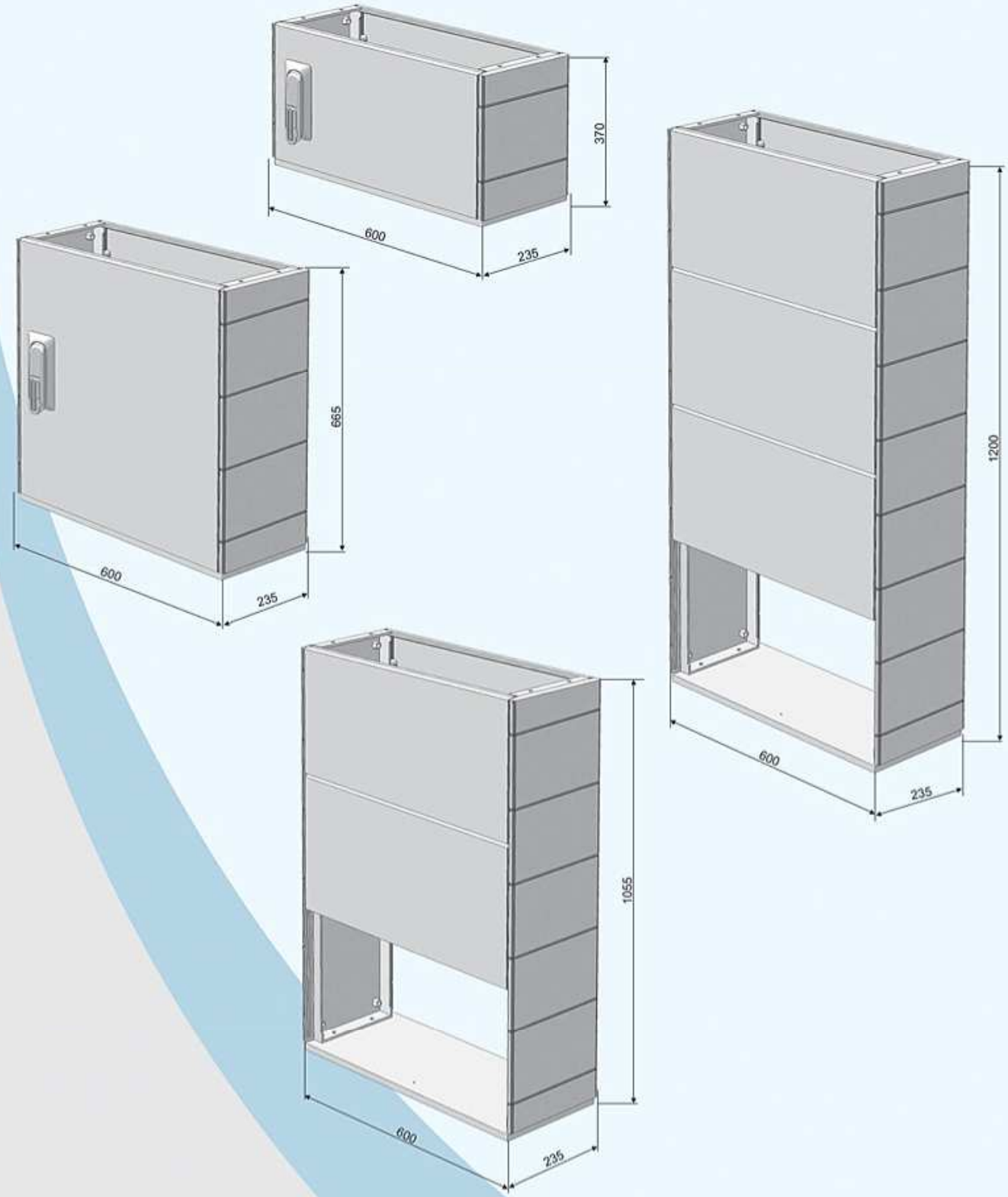

Code no.	Sort of mounting	Type	Dimensions (mm)
5082820	Ground stand	P-SSN	600x370x235
5082822	Ground stand	P-SSN	600x665x235
5082825	Underground stand	P-SSU	600x1055x235
5082827	Underground stand	P-SSU	600x1200x235

STANDS FOR POLYESTER BOXES

Boxes can be mounted on polyester stand ground base or underground base depending on type of terrain. These stands can be easily set up and allow easy access to the work. The basic types of stands are given in data table bellow. We make them in several variants, and we can deliver them as finished item or in parts.

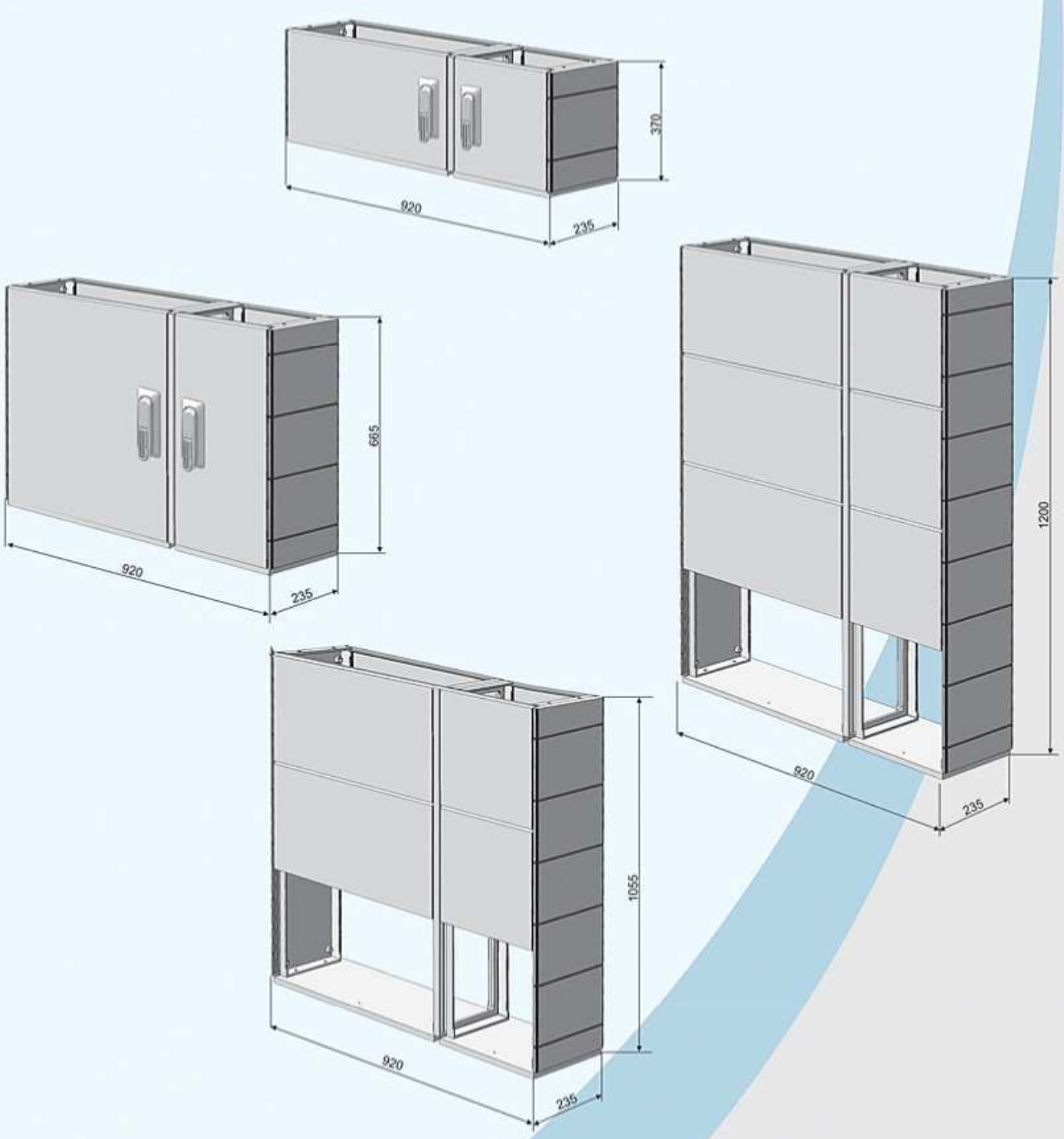

Code no.	Sort of mounting	Type	Dimensions (mm)
5082830	Ground stand	P-SSN	920x370x235
5082832	Ground stand	P-SSN	920x665x235
5082835	Underground stand	P-SSU	920x1055x235
5082837	Underground stand	P-SSU	920x1200x235

STANDS FOR POLYESTER BOXES

Boxes can be mounted on polyester stand ground base or underground base depending on type of terrain. These stands can be easily set up and allow easy access to the work. The basic types of stands are given in data table bellow. We make them in several variants, and we can deliver them as finished item or in parts.

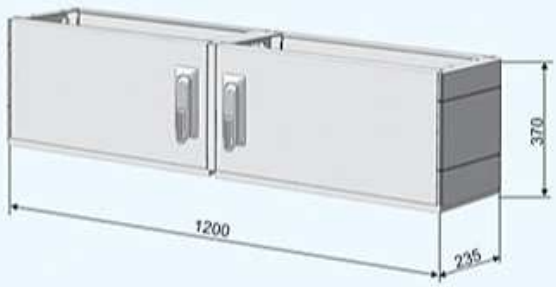

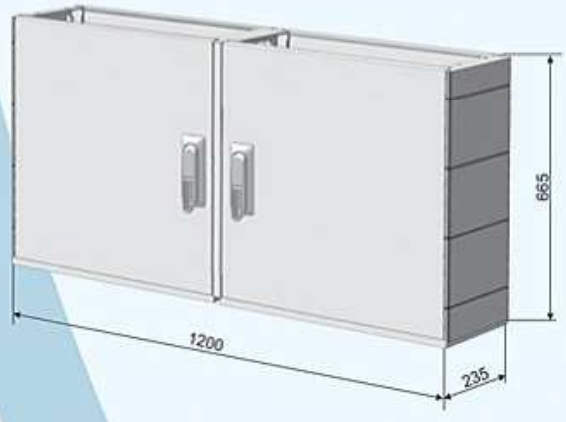

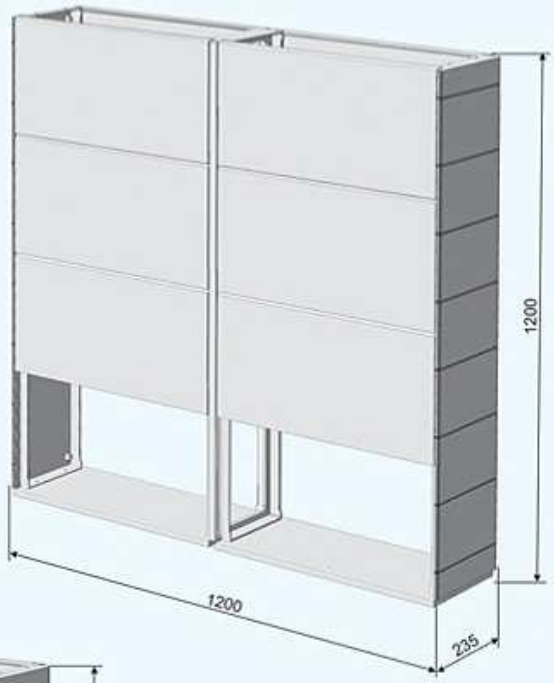

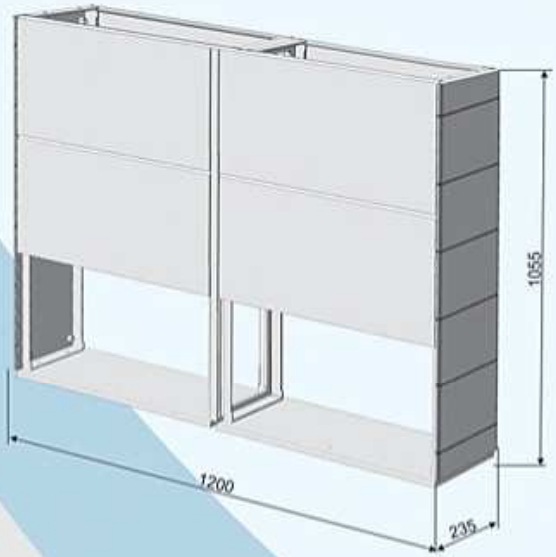

Code no.	Sort of mounting	Type	Dimensions (mm)
5082840	Ground stand	P-SSN	1200x370x235
5082842	Ground stand	P-SSN	1200x665x235
5082845	Underground stand	P-SSU	1200x1055x235
5082847	Underground stand	P-SSU	1200x1200x235

MODULAR MEASURING AND DISTRIBUTION POLYESTER BOXES MR02/H 500X380X160

FEMAN POLYESTER BOXES - CARACTERISTIC

TEHNICAL DESCRIPTION OF MODULAR- MEASURING AND DISTRIBUTION BOXES

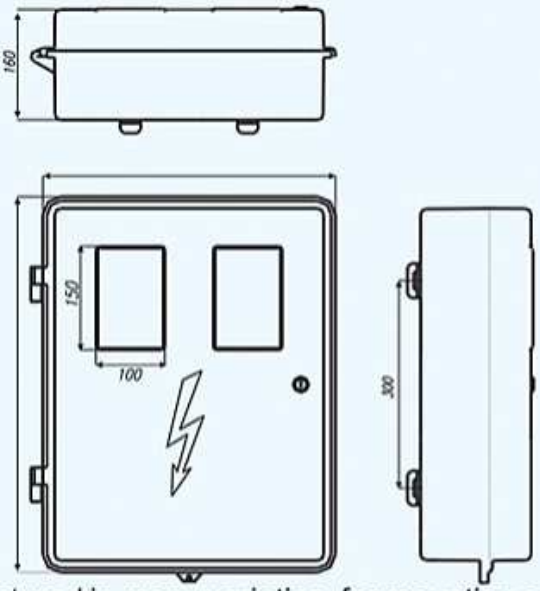

Multi-usage universal box is being manufactured in many varieties, for mounting on the pole, on the wall, on machines and in the wall. They can be used for measuring electricity consumption, measure and regulation box for street lightening, for distribution ,as regulation boxes for automation in production departments, etc.

We produce this box from fiber-reinforced polyester. It is resistant to mechanical impact, bending and it has a great dielectric strength 24 kV/mm. It is resistant to atmospheric agents, as to UV rays. It doesn`t cause any damage on living organism and environment. It provides very good mechanical and electrical protection. Its use is simple and it doesn`t require further maintenance, it is resistant to high and low temperatures. By adding sealing gum on the doors, windows and other openings we can provide high degree of sealing-IP 54. Because of its technical characteristics, they can be used in moisture locations and in the areas with "aggresive" chemicals. In accordance to European standardas and norms we have developed a wide program of associated built-in equipment .

Technical characteristics:

- **High mechanical resistance against impact IK 10**
- **IP 54 protection degree against dust and water**
- **Self extinguish**
- **Shock-resistant**
- **Wateerproof**
- **Non-burning (flame retardant)**

Code number	Type	Method of installation	Weight	Dimensions mm	Protection degree
5080320	MRO2/N-S	Pole	5.000	500x380x160	IP 54
5080321	MRO2/N-ZU	Wall	4.900	500x380x160	IP 54

SORT, USAGE AND EXAMPLES OF BOXES

Box for Electrometers and dial rotating counter with door for limiter

In - wall SMC universal box with door, without openings

Interior of empty SMC universal box

Box with switches and control lamps

Box with ridged switches

Box with measuring instruments

Electrometer Swithcbox

Box with authomatics

Box with power transformers

Boxes for montage
on post with
back supports

Boxes for
montage on wall
with hair roof

CABLE CONNECTION BOXES 1 FOR 160 A

Cable connection boxes are made from pressed non-burning polyester, reinforced with glass fibers. They are resistant to strokes, bending and have high dialectical strength. These boxes are resistant to weather conditions as well as to UV-rays.

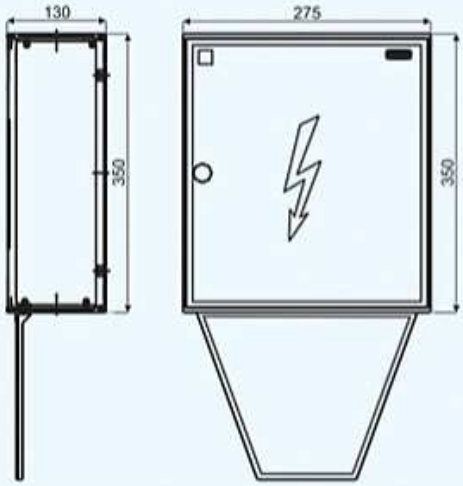

Code no.	Type	Dimensions (mm)	Protection degree
5084050	CCB 1 – with ventilation openings	275x350x130	IP 54
5084055	CCB1	275x350x130	IP 54
5084005	Cable protection hood for CCB 1	160x160x14	
5084004	Ventilation openings for CCB	118x50x17	

Cable connection boxes are used for introduction of maximum two cable lines of low voltage network (enter-exit) and for connection of one or two consumer lines. Montage can be done on easily accessible wall of object or on wall which is sheltered.Normally they are made without ventilation openings and without cable protection. At customer request we can put on ventilation openings and cable protection hood.

CABLE CONNECTION BOXES 2 FOR 250 A

Cable connection boxes are made from pressed non-burning polyester, reinforced with glass fibers. They are resistant to strokes, bending and have high dialectical strength. These boxes are resistant to weather conditions as well as to UV-rays.

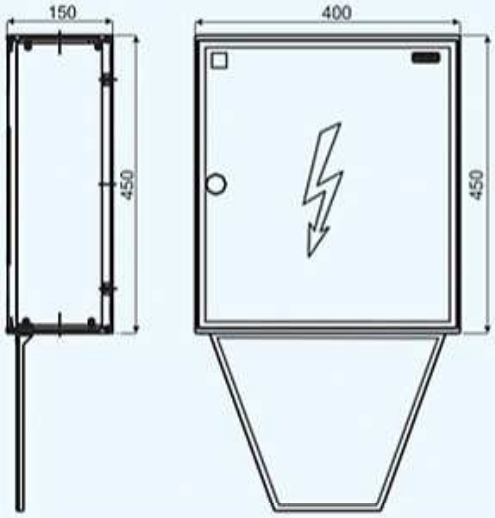

Code no.	Type	Dimensions (mm)	Protection degree
5084060	CCB 1 – with ventilation openings	400x450x150	IP 54
5084065	CCB1	400x450x150	IP 54
5084006	Cable protection hood for CCB 1	270x200x14	
5084004	Ventilation openings for CCB	118x50x17	

Cable connection boxes are used for introduction of maximum two cable lines of low voltage network (enter-exit) and for connection of one or two consumer lines. Montage can be done on easily accessible wall of object or on wall which is sheltered.Normally they are made without ventilation openings and without cable protection. At customer request we can put on ventilation openings and cable protection hood.

CABLE CONNECTION BOXES 3 FOR 400 A

Cable connection boxes are made from pressed non-burning polyester, reinforced with glass fibers. They are resistant to strokes, bending and have high dialectical strength. These boxes are resistant to weather conditions as well as to UV-rays.

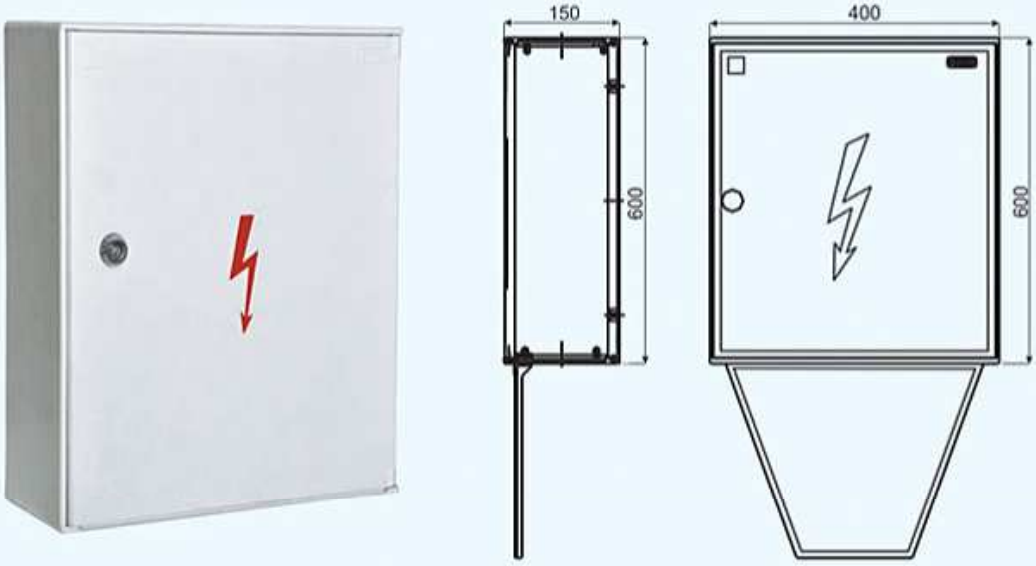

Code no.	Type	Dimensions (mm)	Protection degree
5084070	CCB 1 – with ventilation openings	400x600x150	IP 54
5084075	CCB1	400x600x150	IP 54
5084006	Cable protection hood for CCB 1	270x200x14	
5084004	Ventilation openings for CCB	118x50x17	

Cable connection boxes are used for introduction of maximum two cable lines of low voltage network (enter-exit) and for connection of one or two consumer lines. Montage can be done on easily accessible wall of object or on wall which is sheltered.Normally they are made without ventilation openings and without cable protection. At customer request we can put on ventilation openings and cable protection hood.

FREE STANDING DISTRIBUTION BOARDS JO LIGHTING WITH INTEGRATED CCB

Free standing boards for public lightening with integrated cable connecting box are intended for measuring consumption, managing and power supply to public lighting.

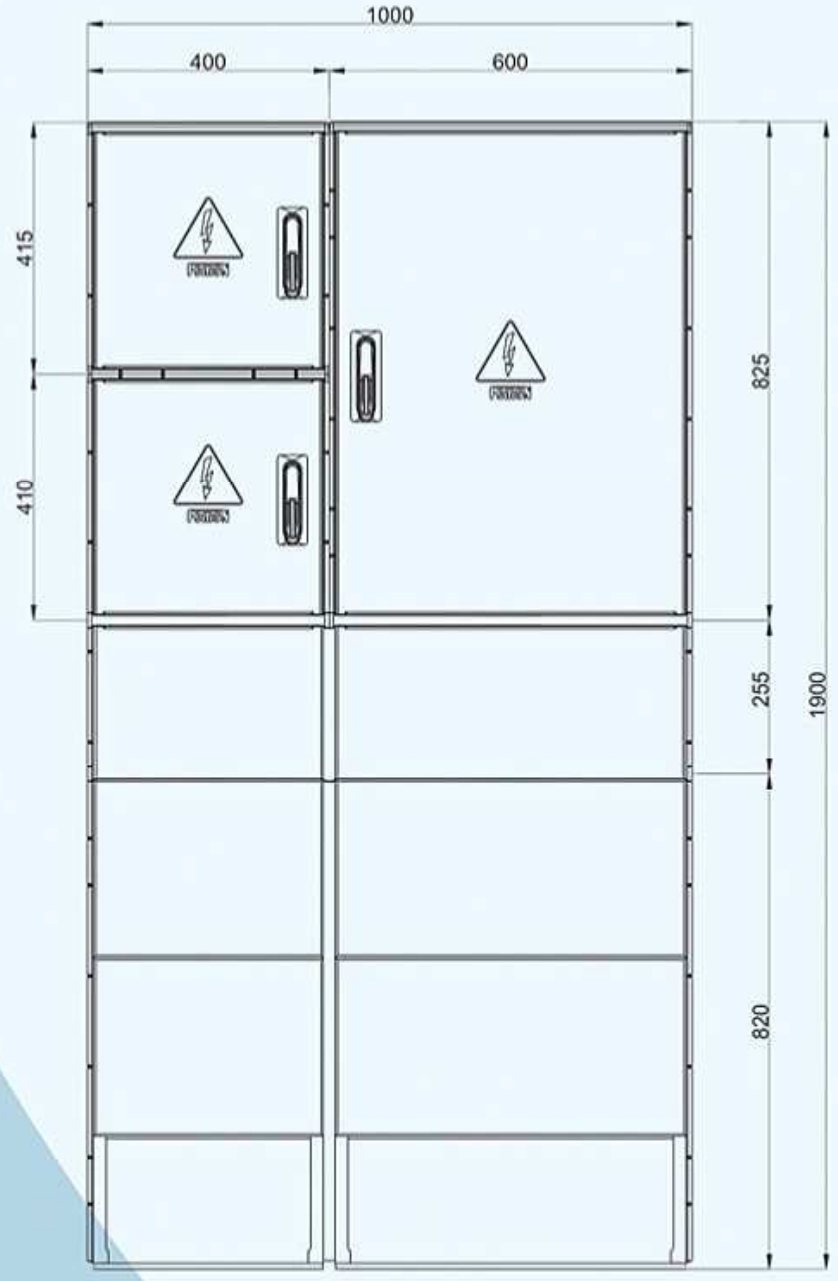

Code no.	Description	Type	Dimension (mm)	Protection level
5082960	DISTRIBUTION BOARDS JO	ROJO-SSN	1000x825x300	IP 54
5082965	FREE STANDING DISTRIBUTION BOARDS JO	ROJO-SSU	1000x1900x300	IP 54

Board is contracted with three separate part, each of them has separate door. Part on the right side of the board is used for placing installation and power supply for public lighting. Upper part of the board is intended for placing installation and for measuring consumption for lighting. Lower part is used for placing of main power supply cable.

Boards are made of pressed Polyester reinforced with glass fibres. They are resistant to stroke, bending, wet conditions, dust, high and low temperature and have high dialectical firmness. Resistant to atmospheric impact as well as UV rays

FREE STANDING DISTRIBUTION BOARDS JO LIGHTING WITH INTEGRATED CCB

Example of equipment layout

Technical data:

Color	
Degree of protection level	
Resistant to stroke	
Protection class	
Resistant to atmospheric condition	UV stable
Thermal stability	from -40 to +200C

ELECTROMETER BOARD

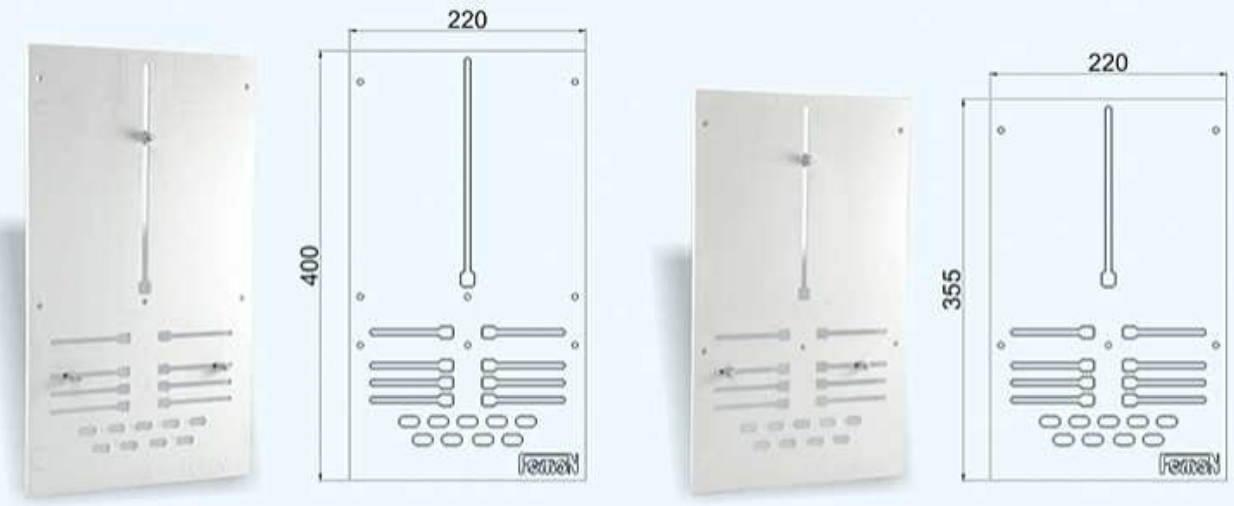

They made from high quality, nonflammable insulation material. It can be attached to housing measuring distribution boxes with four bolts in corners and with fifth secure bolt under cover of measuring device. The construction of the board in a way that ensures adjusting of the electrometer height, and thus allows montage of every type of measuring devices. On board there are openings for individual installation of conductor.

Code no.	Description	Dimensions (mm)
5080003	ELECTROMETER BOARD FTB-35	220x355
5080004	ELECTROMETER BOARD FTB-40	220x400

POLE CARRIERS FOR BOXES

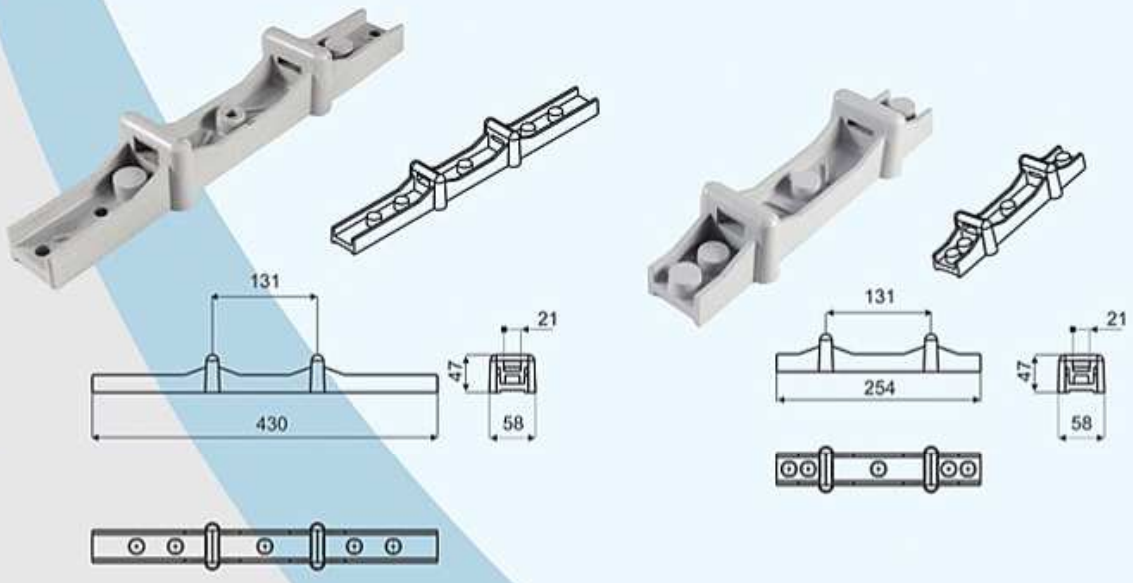

They made from high quality, nonflammable insulation material. It's construction is made in a way which allows easy and quickly montage on a pole. Boxes are usually attached to poles with two carriers and stainless steel bands 19 mm wide.

Code no.	Description	Dimensions (mm)
5080011	POLE CARRIERS FOR BOXES FDO-254	58x254x47
5080013	POLE CARRIERS FOR BOXES FDO-430	58x430x47

FITTINGS FOR INSTALLATION IN POLYESTER BOXES

TRANSPARENT DOORS FOR CURRENT LIMITER

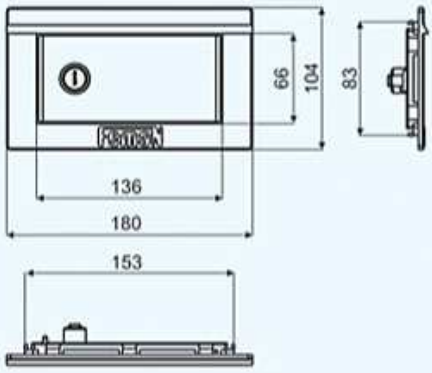

They are made from self-extinguishing transparent insulation material. We deliver them together with universal lock. By adding gasket rubber high level of IP protection is achieved.

Code no.	Description	Dimensions (mm)
5082010	DOORS FOR CURRENT LIMITER	180x104

BOXES WINDOWS

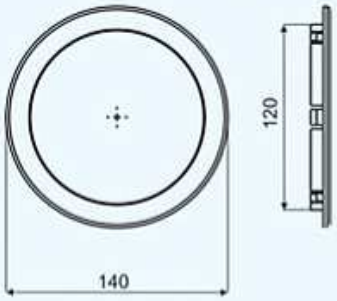

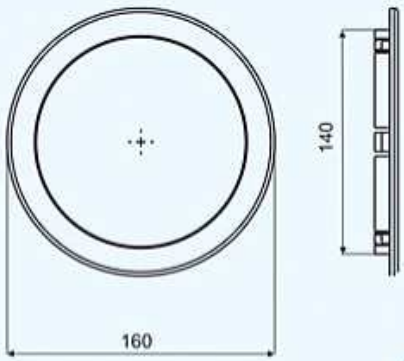

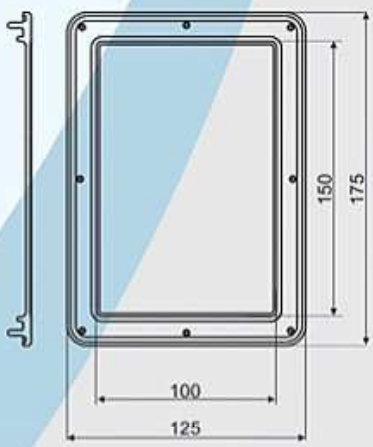

They are made from self-extinguishing transparent insulation material in two standard sizes Ø160/140 and 150x100mm. By adding gasket rubber in window canal, high level of IP protection is achieved.

Code no.	Description	Dimensions (mm)
5082002	BOXES WINDOWS FPO 140/160	ø120/140
5082003	BOXES WINDOWS FPO-V 100/150	ø140/160
5082005	BOXES WINDOWS FPO-O 100/150	100x150

PROTECTIVE CONNECTION INSULATION BOX

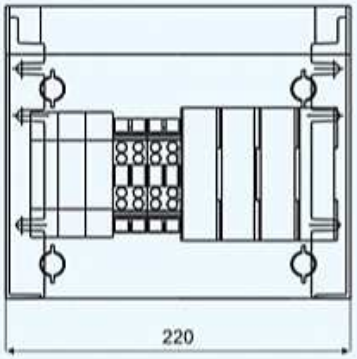

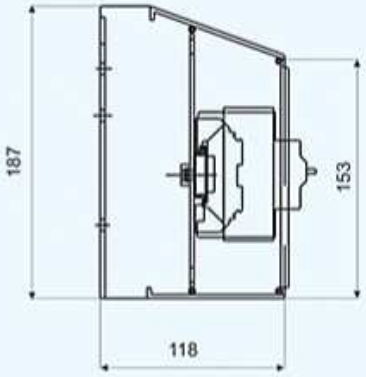

They are usually made by densely self-extinguishing insulation material, and according to customer request we can make it from transparent material. Construction of the box is done in a way which enables easy sealing and montage with two DIN rails of total length 440mm. Cover of the insulation box is easy to assemble and disassemble with to insulated arresters.

Code no.	Description	Dimensions (mm)
5082020	PROTECTIVE CONNECTION INSULATION BOX	220x187x118
5082021	PROTECTIVE CONNECTION INSULATION BOX (TRANSPARENT)	220x187x118

LOCK AND CYLINDERS FOR BOXES

CYLINDERS

Code no.	Description
5083001	Cylinder - crescent shaped
5083002	Key - crescent shaped
5083003	Cylinders - triangle shaped
5083004	Key - triangle shaped
5083005	Standard cylinders
5083006	Key for standard cylinder
5083007	Lock with mechanism for 665mm high boxes
5083008	Lock with mechanism for 1055mm high boxes

At customer request we can make other types of cylinders and keys.

DISTRIBUTION CABINET ABS ROP1 210x280x130

NEW

Multi-purpose universal distribution cabinets made of non-combustible and hard ABS with protection IP65. Resistance to stroke IK10.This cabinets can be delivered with built-in plate and a triangle-shaped lock.

Dimesion: 210x280x130mm
Package: 1 pcs
Code no.:5083070

DISTRIBUTION CABINET ABS ROP1 250x330x130

Multi-purpose universal distribution cabinets made of non-combustible and hard ABS with protection IP65. Resistance to stroke IK10.This cabinets can be delivered with built-in plate and a triangle-shaped lock.

Dimesion: 250x330x130mm
Package: 1 pcs
Code no.:5083080

DISTRIBUTION CABINET ABS ROP2 300x400x165

Multi-purpose universal distribution cabinets made of non-combustible and hard ABS with protection IP65. Resistance to stroke IK10.This cabinets can be delivered with built-in plate and a triangle-shaped lock.

Dimesion: 300x400x165mm
Package: 1 pcs
Code no.:5083090

NEW

DISTRIBUTION CABINET ABS ROP2 350x500x195

Multi-purpose universal distribution cabinets made of non-combustible and hard ABS with protection IP65. Resistance to stroke IK10.This cabinets can be delivered with built-in plate and a triangle-shaped lock.

Dimesion: 350x500x195mm
Package: 1 pcs
Code no.:5083100

DISTRIBUTION CABINET ABS ROP2 600x800x260

Multi-purpose universal distribution cabinets made of non-combustible and hard ABS with protection IP65. Resistance to stroke IK10.This cabinets can be delivered with built-in plate and a triangle-shaped lock.

Dimesion: 600x800x260mm
Package: 1 pcs
Code no.:5083110

QUADRUPLE DISTRIBUTION BOX 80x80x40

This box is used as on wall mounted for all types of installation. Made of hard self-extinguishable PVC with RAL 7035.Together with PG couplings they provide protection level IP65. PG couplings and rubber couplings are ordered separately.

Dimesion: 80x80x40mm
Package: 40 pcs
Code no.:5138084

QUADRUPLE DISTRIBUTION BOX 150x110x80

NEW

This box is used as on wall mounted for all types of installation. Made of hard self extinguishable PVC with RAL 7035.Together with Pg couplings they provide protection level IP65. Pg couplings and rubber couplings are ordered separately.

Dimesion: 150x110x70mm
Package: 18 pcs
Code no.:5138084

QUADRUPLE DISTRIBUTION BOX 190x145x80

Code no	Type	Dimension mm	Package pcs
5138110	ČRK 190	190x145x80	10
5138112	ČRK 190 P	190x145x80	10

This box is used as on wall mounted for all types of installation. Made of hard self- extinguishable PVC with RAL 7035. Transparent cover (type P) was made of Polycarbonate. It is used in combination with rubber coupling or Pg coupling. Pg couplings and rubber couplings are ordered separately.

QUADRUPLE DISTRIBUTION BOX 250x200x90

Code no	Type	Dimension mm	Package pcs
5138125	ČRK 250	250x200x90	10
5138127	ČRK 250 P	250x200x90	10

This box is used as on wall mounted for all types of installation. Made of hard self- extinguishable PVC with RAL 7035. Transparent cover (type P) was made of Polycarbonate. It is used in combination with rubber coupling or Pg coupling. Pg couplings and rubber couplings are ordered separately.

QUADRUPLE DISTRIBUTION BOX 310x230x130

Code no	Type	Dimension mm	Package pcs
5138130	ČRK 310	310x230x130	6
5138132	ČRK 310P	310x230x130	6

This box is used as on wall mounted for all types of installation. Made of hard self- extinguishable PVC with RAL 7035. Transparent cover (type P) was made of Polycarbonate. It is used in combination with rubber coupling or Pg coupling. Pg couplings and rubber couplings are ordered separately.

NEW

QUADRUPLE DISTRIBUTION BOX 150x110x140

Code no	Type	Dimension mm	Package pcs
5138120	ČRK 150	150x110x140	10
5138122	ČRK 150 P	150x110x140	10

This box is used as on wall mounted for all types of installation. Made of hard self- extinguishable PVC with RAL 7035. Transparent cover (type P) was made of Polycarbonate. It is used in combination with rubber coupling or Pg coupling. Pg couplings and rubber couplings are ordered separately

BOX FOR LIMITER FKL1

The box is used for sealing of one Miniature circuit breaker. Made of Polycarbonate with RAL 7035.

Dimension: 30x140x60mm
Package: 140pcs
Code no.: 5138151

BOX FOR LIMITER FKL3

The box is used for sealing of three Miniature circuit breaker. Made of Polycarbonate with RAL 7035.

Dimension: 80x140x60mm
Package: 56 pcs
Code no.: 5138153

BOX FOR LIMITER FKL8

The box is used for sealing of eight Miniature circuit breaker. Made of Polycarbonate with RAL 7035.

Dimension: 120x140x60mm
Package: 8 pcs
Code no.: 5138158

SQUARE JUNCTION BOX

Code number	Dimensions mm	Package pcs	Weight kg/100pcs
5110040	110x110x70	100	18.2
5129090	90x90x55	100	11.8

Used as on-wall junction boxes for all types of wire installations. Square junction boxes are made of self-extinguishable PVC with soft openings for cables, which can be waterproofed with plastic couplings. In combination with cover gasket, the junction box secures the IP 65 level of protection.

ON-WALL JUNCTION BOX

Made of self-extinguishing PVC. The hard rubber entries can be easily cut for every dimension of cable from 10 - 20 mm. In place of these rubber plugs, FEMAN cable couplings can be used.

Dimensions: ø70 x 40 mm
Package: 100 pcs
Weight: 6, 2 kg/100pcs
Code number: 5127040

RUBBER COUPLINGS

Made of hard rubber, intended for use with cables of diameter from ø10 to ø20mm. They can be easily cut for a certain dimension of the cable. Instead of rubber couplings, standard FEMAN couplings could used.

Dimensions: ø 10-ø20 mm
Package: 100 pcs
Code number: 5127042

CURRENT CLAMP FRS

It is intended for circuits in measuring and distribution enclosures. Housing is made of high quality imported plastic mass , self-extinguishing V-0 . Contacts are made of brass profile which makes possible simultaneous connection of aluminum and copper. The bases of the clamp is constructed to enable them to be placed in sequence on all existing rails.

Code no.	Type	Clamping capability of the main conductor	Clamping capability of the branching conductor	Packing pcs	Mass kg/100pcs
5000182	FRS 4-16/2	2x (4-6-10-16) mm²	2x(4-6-10-16)	75	7
5000183	FRS 4-16/3	3x (4-6-10-16) mm²	3x(4-6-10-16)	75	10.5
5000184	FRS 16/25 D	2x (4-6-10-16-25) mm²	2x(4-6-10-16)	75	7

CURRENT CLAMP FRS 4-16/4

It is intended for circuits in measuring and distribution enclosures. Bearing is made of high quality imported plastic mass ,self-extinguishing V-0 and heat resistance to 110°C without deformation. Contacts are made of brass profile which makes possible simultaneous connection of aluminum and copper.

Clamp housing is constructed to enable it to be placed in sequence on all existing rails and can be connected sequentially. Clamping capability of main and branching conductors is 4-16mm2.
At the Customer's request they can be delivered with and without transparent cover for sealing.

Code no.	Type	Clamping capability of the main conductor	Clamping capability of the branching conductor	Packing pcs	Mass kg/100pcs
5000181	FRS 4-16/4	4x(4-6-10-16) mm²	4x(4-6-10-16) mm²	75	13,5
5000185	FRSP 4-16/4	4x(4-6-10-16) mm²	4x(4-6-10-16) mm²	75	15

CURRENT CLAMP FRS-D TWO-POLE 16-35/2x(4-16)

It is intended for circuits in measuring and distribution enclosures. Bearing is made of high quality imported plastic mass , self-extinguishing V-0 and heat resistance to 110°C without deformation. Contacts are made of brass profiles which make possible simultaneous connection of aluminum and copper. Clamp housing is constructed to enable it to be placed in sequence on all existing rails and can be connected sequentially.

Maximum cross section of main conductors is 35mm2 and maximum cross section of two times of two branching conductors is 16mm2.

Code no.	Type	Clamping capability of the main conductor	Clamping capability of the branching conductor	Packing pcs	Mass kg/100pcs
5000180	FRS-D 16-35/2x(4-16)	2x(16-25-35)mm²	2x(2x(4-6-10-16)) mm²	30	18

CURRENT CLAMP FRS FOUR-POLE 16-35/4x(4-16)

It is intended for circuits in measuring and distribution enclosures. Housing is made of high quality imported plastic mass , self-extinguishing V-0 and heat resistance to 110°C without deformation. Contacts are made of brass profiles which make possible simultaneous connection of aluminum and copper. Clamp housing is constructed to enable it to be placed in sequence on all existing rails and can be connected sequentially.

Maximum cross section of main conductors is 35mm2 and maximum cross section of four branching conductors is 16mm2.

Code no.	Type	Clamping capability of the main conductor	Clamping capability of the branching conductor	Packing pcs	Mass kg/100pcs
5000179	FRS 16-35/4x(4-16)	16-25-35mm²	4x(4-6-10-16) mm²	30	15

CURRENT CLAMP FRS SIX-POLE 16-35/6x(4-16)

It is intended for scheming of measuring and distribution enclosures. Bearing is made of high quality imported plastic mass , self-extinguishing V-0 and heat resistance to 110°C without deformation. Contacts are made of brass profiles which make possible simultaneous connection of aluminum and copper. Clamp bearing is constructed to enable it to place in sequence on all existing rails and can be connected sequentially.

Maximum cross section of main conductors is 35mm2 and maximum cross section of six branching conductors is 16mm2.

Code no.	Type	Clamping capability of the main conductor	Clamping capability of the branching conductor	Packing pcs	Mass kg/100pcs
5000178	FRS 16-35/6x(4-16)	16-25-35mm²	6x(4-6-10-16) mm²	30	25

SEALING LID FOR CURRENT CLAMP

It is used for sealing of current clamps. It is made of high quality transparent plastic mass.

Code no.	Name	Type	Packing pcs	Mass kg/100pcs
5000188	Sealing lid FRS 4-16/4	FPB 4-16/4	100	1,5
5000189	Sealing lid FRS 16-35	FPB-D 16-35/2	100	2,5

CURRENT MODULAR CLAMP MRS 4-16

It is intended for circuits in measuring and distribution enclosures. Bearing is made of high quality imported plastic mass , self-extinguishing V-0 and heat resistance 110°C without deformation . Contacts are made of brass profile which makes possible simultaneous connection of aluminum and copper. Clamp bearing is constructed to enable them to be placed in sequence on all existing rails and can be connected sequentially.

Cross section of main conductor is 4-16mm2 and cross section of branching conductor is also 4-16mm2.

Code no.	Type	Clamping capability of the main conductor	Clamping capability of the branching conductor	Packing pcs	Mass kg/100pcs
5000185	MRS 4-16/1	4-6-10-16 mm²	4-6-10-16 mm²	150	2,5
5000186	MRS 4-16/2	4-6-10-16 mm²	4-6-10-16 mm²	100	5
5000187	MRS 4-16/3	4-6-10-16 mm²	4-6-10-16 mm²	50	10

CURRENT MODULAR CLAMP FRS

It is intended for circuits in measuring and distribution enclosures. Bearing is made of high quality imported plastic mass , self-extinguishing V-0 and heat resistance 110°C without deformation . Contacts are made of brass profile which makes possible simultaneous connection of aluminum and copper. Clamp bearing is constructed to enable them to be placed in sequence on all existing rails and can be connected sequentially.

Cross section of main conductor is 4-35mm2 and cross section of branching conductor is also 4-35mm2.

Code no.	Type	Clamping capability of the main conductor	Clamping capability of the branching conductor	Packing pcs	Mass kg/100pcs
5000167	FRS 25-35/1	4-6-10-16-25-35 mm²	4-6-10-16-25-35 mm²	75	6,5
5000168	FRS 25-35/2	4-6-10-16-25-35 mm²	4-6-10-16-25-35 mm²	75	13
5000170	FRS 25-35/4	4-6-10-16-25-35 mm²	4-6-10-16-25-35 mm²	75	26

CURRENT CLAMP FRS FOUR-POLE 95/4x(1,5-6)

It is intended for circuits in measuring and distribution enclosures. Housing is made of high quality imported plastic mass , self-extinguishing V-0 and heat resistance 110°C without deformation. Contacts are made of brass profiles which make possible simultaneous connection of aluminum and copper. Clamp housing is constructed to enable it to be placed in sequence on all existing rails and can be connected sequentially.

The reception of the conductors is done through M8 screws for max. cross section of conductors of up to 95mm2.Maximum cross section of four branching conductors is 6mm2.

Code no.	Type	Clamping capability of the main conductor	Clamping capability of the branching conductor	Packing pcs	Mass kg/100pcs
5000174	FRS 95/4x(1,5-6)	6-10-16-25-35-50-70-95 mm²	4x(1,5-2,5-4-6) mm²	20	23

CURRENT CLAMP FRS SIX-POLE 95/6x(4-16)

It is intended for scheming of measuring and distribution enclosures. Bearing is made of high quality imported plastic mass , self-extinguishing V-0 and heat resistance 110°C without deformation. Contacts are made of brass profiles which make possible simultaneous connection of aluminum and copper. Clamp bearing is constructed to enable them to be placed in sequence on all existing rails and can be connected sequentially.

The reception of the conductors is done through M8 screws for max. cross section of conductors of up to 16mm2. Maximum cross section of six branching conductors is 16mm2.

Code no.	Type	Clamping capability of the main conductor	Clamping capability of the branching conductor	Packing pcs	Mass kg/100pcs
5000176	FRS 95/6x(4-16)	10-16-25-35-50-70-95 mm²	6x(4-6-10-16) mm²	20	30

VS CLAMPS FOR STRINGING

Code no.	Tag mm²	Dimensions AxBxC	Packing pcs	Weight kg/100pcs
5000004	FKN 2,5-4	48x40x7	120	1,31
5000006	FKN 6	48x40x9	100	1,80
5000010	FKN 10	48x40x10	100	2,20
5000016	FKN 16	53x50x12	50	2,93
5000035	FKN 25-35	53x50x15	50	4,75

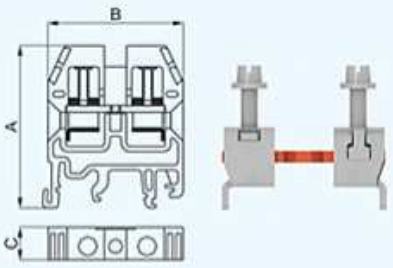

FEMAN's clamp housing for placement in sequence is from recently made exclusively of high quality imported mass, self-extinguishing V-0 and with insulation fixture of 750V and heat resistance 110°C without deformation. The base of the clamp is so constructed to enable them to be placed on all existing rails. FEMAN'S VS clamp are made all in accordance with valid IEC regulations defined for these products. In addition to various size of the clamps (2,5-35mm2), company FEMAN also produces the whole range of accessories-elements.
FEMAN is proved its quality in making the clamps for placement in sequence in the last few years and the reference is more then million pieces delivered and mounted in all dimensions.



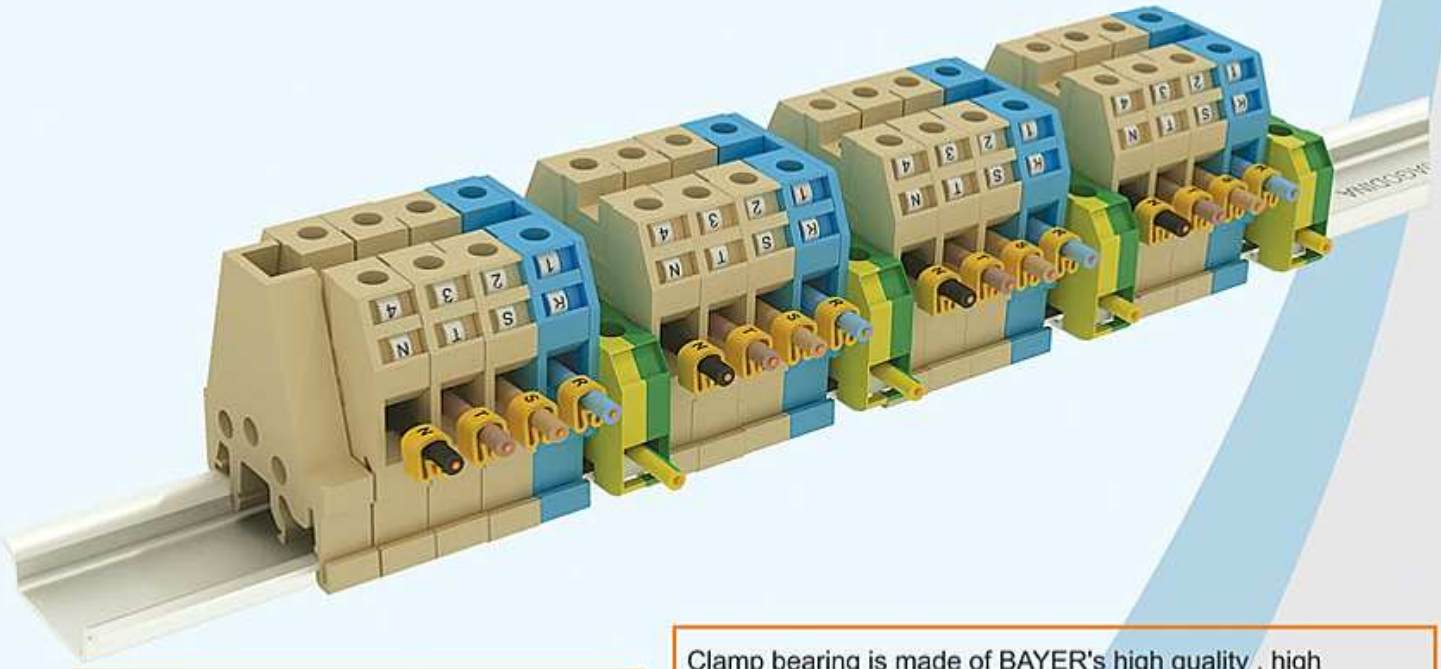

Fast and easy assembling and disassembling on all kind of rails



Clamp bearing is made of BAYER's high quality , high temperature, self- extinguishing polyamide with the quality of toughness –teeth and opening for removing don't crack .



TERMINAL BLOCKS (VS-CLAMPS) SPANNING 1, 5 - 16 mm2 - WITH GEAR



Code number	Designation mm2	Dimensions AxBxC	Package pcs	Weight kg/100 pcs
5000066	FKN 16 P	53x50	50	3,20
5000281	Premosnica 2- polna 16-P pokretna	-	50	0,60
5000282	Premosnica 2- polna 16-P nepokretna	-	50	0,63
5000284	Rolnica za premošćavanje sa vijkom 16-P	-	50	0,90

Note: When connecting wire products to VS-clamps, always use insulated connectors or pin-type terminals, or solder the ends.

PARTITION PLATE FOR TERMINAL BLOCKS

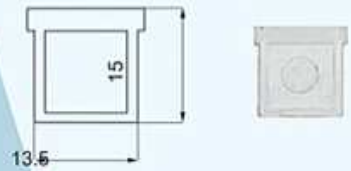

Used for separating commoning link when making a series of VS clamps. Plate thickness is 0.5 mm.

Package: 100 pcs
Weight: 0,01 kg/100pcs
Code number: 5000118

END CAP FOR TERMINAL BLOCKS

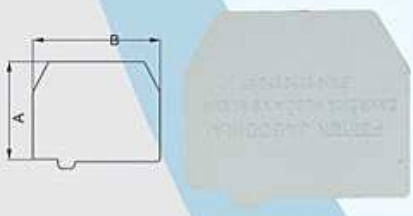

Code number	For VS clamp	AxB mm	Package pcs	Weight kg/100 pcs
5000104	FKN 4-10	37x40	500	0,30
5000116	FKN 16-35	42x50	500	0,42
5000117	FKN 16 P	36x58	500	0,29

Used to end a series of clamps by closing the open part of the clamp.

Also used for separating groups of clamps.

LIMIT PLATE FOR TERMINAL BLOCKS

These plates are attached to the rail at the end of a block series. Thanks to the specially designed base, the plate fits all standard rails. The plate is made of high-quality polyamide.

Package: 100 pcs
Weight: 0, 96 kg/100pcs
Code number: 5000120

TERMINAL BLOCK RAIL

Used to support terminal blocks joined in a series. The advantage of this rail is that it is calibrated so that the teeth of the elements firmly attach to the rail. Thanks to its narrow tolerance, the rail will not crack.

Package: 10 pcs
Weight: 31 kg/100pcs
Code number: 5000200

COMMONING-RAIL FOR TERMINAL BLOCKS

Code number	No. of poles	For VS clamp	A mm	B mm	Package pcs	Weight kg/100 pcs
5000204	2	FKN 2.5-4	7,8	6x1	10	0,70
5000206	2	FKN 6	8,9	6x1	10	0,76
5000210	2	FKN 10	10,2	6x1	10	0,82
5000216	2	FKN 16	12,2	6x2	10	0,88
5000235	2	FKN 25-35	21,1	6x2	10	0,94
5000236	3	FKN 2.5-4	7,8	6x1	10	1,05
5000237	3	FKN 6	8,9	6x1	10	1,14
5000238	3	FKN 10	10,2	6x1	10	1,23
5000240	3	FKN 16	12,2	6x2	10	1,32
5000242	3	FKN 25-35	21,1	6x2	10	1,41
5000244	4	FKN 2.5-4	7,8	6x1	10	1,40
5000246	4	FKN 6	8,9	6x1	10	1,52
5000247	4	FKN 10	10,2	6x1	10	1,64
5000248	4	FKN 16	12,2	6x2	10	1,76
5000249	4	FKN 25-35	21,1	6x2	10	1,88
5000250	5	FKN 2.5-4	7,8	6x1	10	1,75
5000251	5	FKN 6	8,9	6x1	10	1,90
5000252	5	FKN 10	10,2	6x1	10	2,05
5000253	5	FKN 16	12,2	6x2	10	2,20
5000254	5	FKN 25-35	21,1	6x2	10	2,35
5000255	10	FKN 2.5-4	7,8	6x1	10	3,50
5000260	10	FKN 6	8,9	6x1	10	3,80
5000270	10	FKN 10	10,2	6x1	10	4,10
5000275	10	FKN 16	12,2	6x2	10	4,40
5000278	10	FKN 25-35	21,1	6x2	10	4,70
5000281	2 pokr.	FKN 16 P	12,2	6x1	10	0,60
5000282	2 nepokr.	FKN 16 P	12,2	6x1	10	0,63

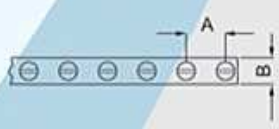

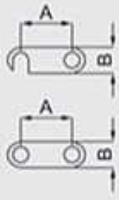

Upon request we make and deliver commoning links with the desired number of poles.

CLOSED PVC CABLE RACEWAYS

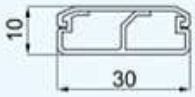

Code number white	Code number grey	A x B mm	Length mm	Package pcs	Weight kg/pc
5003017	5003018	17 x 17	2000	50	0,28
5003010	5003011	30 x 10	2000	50	0,42
5003020	5003021	30 x 20	2000	50	0,47
5003040	5003041	30 x 40	2000	25	0,63
5003060	5003061	30 x 60	2000	20	0,82
5004040	5004041	40 x 40	2000	20	0,74
5004060	5004061	40 x 60	2000	20	1,03
5006040	5006041	60 x 40	2000	20	0,94
5006060	5006061	60 x 60	2000	15	1,22
5006120	5006121	60 x 120	2000	10	2,06

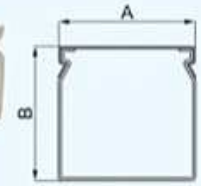





Used for contemporaneously cable laying of all kinds of electrical, phone, signal cables and other wire installations on the wall. They facilitate easy installation, swift replacement in case of damages and malfunction and supplementary cable laying. Closed PVC cable raceways give a good mechanical protection of electrical lines. They can enable good visibility and give a good esthetic look. They are very stable and very resistant to chemicals. They can be installed on every surface, horizontally and vertically. Branching of the raceways is done by cutting the sides towards the dimension of separative raceway, and during angled turning, the endings of the raceways are adjusted by cutting, to needed angles. The shutter panel is attached from the upper side, without the use of any tools. The endings of raceways can be closed with the same shutter panel. At the end of the shutter panel, cut of the sides appropriate to the length of the height of the raceway and then heat the specific point of bending and make the shaping adjustments. Raceway 30x10 is intended for installations of phone, electrical and computer wiring in offices, laboratories, workshops etc. It has a longitudinal compartment and with its design can fit into every interior design. Construction of the raceways assures very neat handling of phone and computer lines with energy lines. Raceways are

We can offer screw anchors
as well for mounting of this product

SLOTTED PVC CABLE RACEWAYS

Code number white	Code number grey	A x B mm	Length mm	Package pc	Weight kg/pc
5063040	5063041	30 x 40	2000	25	0,60
5063060	5063061	30 x 60	2000	20	0,70
5064040	5064041	40 x 40	2000	20	0,65
5064060	5064061	40 x 60	2000	20	0,90
5066040	5066041	60 x 40	2000	20	0,88
5066060	5066061	60 x 60	2000	16	1,14
5066120	5066121	60 x 120	2000	10	1,92

Slotted PVC cable raceways are very convenient for cable laying of on-wall installations in offices, laboratories, workshops etc. They facilitate easy installation procedure, swift replacement in case of damages and malfunction and supplementary cable laying. They can secure good mechanical protection for electrical lines. They assure good visibility and give a good esthetic look. They can be installed on every surface, horizontally and vertically. They are very stable and very resistant to chemicals. The sides have cut-outs which can be useful for branching of electrical lines and attaching them to various elements. The sizes of openings are regulated by removing one or more ridges on the sides of the raceways. Raceways are made of very hard, self-extinguishing PVC, with temperature resistance to 70 C°. We standardly produce them in white and grey colors, but customers demand we can produce them in any other color.



CLOSED ON-WALL PVC RACEWAY

Code number	For cable mm 2	Length mm	Package pcs	Weight kg/pc
5000315	3 x 1,5	2000	50	13,6
5000325	3 x 2,5	2000	50	17
5000525	5 x 2,5	2000	50	20,6

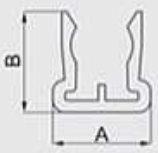

HANDLE FOR KNIFE-BLADE FUSES

Code number	Type	In A	Package pcs	Weight kg/pcs
5410001	NV-00-3	2-630	10	0,27
5410002	PROTECTED	2-630	10	0,50

Used for placing and removing knife-blade fuses NV-00 to NV-03. The handle is made of insulated thermoplastic and can be used without protective gloves.

SINGLE-POLE KNIFE-BLADE FUSE BASE

One-part contact reliably transfers nominal electricity.

Code number	Type	In A	Package pcs	Weight kg/pcs
5410101	FPK 160/1	160	3	0,18
5410251	FPK 250/1	250	3	0,59
5410401	FPK 400/1	400	3	1,03

Used for protection of electrical networks from short circuiting and overloads.
Note: Protective elements are delivered separately and are used as additional protection for accidental contact with parts under



Steatite base (impossible to break)

Protective covers made of special polyamide, resistant to high temperatures and can serve as a reliable protection from accidental contact with parts under voltage.

THREE-POLE KNIFE-BLADE FUSE BASE

Code number	Type	In A	Package pcs	Weight kg/pcs
5410103	FPK 160/3	160	1	0,56
5410253	FPK 250/3	250	1	1,76
5410403	FPK 400/3	400	1	3,07

Used for protection of electrical networks from short circuiting and overloads.
Note: Protective elements are delivered separately and are used as additional protection for accidental contact with parts under voltage.

DISJUNCTIVE 3-POLE FUSE BASE 50 A (ø14x51)

Used for protection of electrical grid from short-circuiting and overloading. Intended for montage on rails 35mm wide, and for maximum current up to 50A. It is used with cylinder fuses Ø14x51mm for rated current 2, 4, 6, 8, 10, 12, 16, 20, 25, 32, 40 or 50A. Sealing can be done in switched on and switched off position, with and without electric arc fuse. Incoming and outgoing conductors can be connected without screwing, in conductors range 1.5 up to 35 mm².

Dimension:81x112x102 mm
Weight: 33 kg/100 kom
Code number: 5400250

FUSE RAILS

Code number	Type	Rated current A	Rated voltage V	Insulation voltage V	Package pc
5400041	L00 - 160/3	160	690	750	1
5400042	FR1 - 250/3	250	690	1000	1
5400043	FR2 - 400/3	400	690	1000	1
5400044	FR3 - 630/3	630	690	1000	1



Used for protection of electrical grid from short-circuiting and overloading. Intended for installation on collectors. Easily installed, take up little free space on the installation board. Housing is made of self-extinguishable polyester reinforced with fiberglass.

DISJUNCTIVE FUSE BASE

Code number	Type	Rated current A	Rated voltage V	Insulation voltage V	The distance rail mm
5400037	SL00 - 160/3	160	690	750	100
5400031	FD1 - 160/3	160	690	1000	185
5400032	FD1 - 250/3	250	690	1000	185
5400033	FD2 - 400/3	400	690	1000	185
5400034	FD3 - 630/3	630	690	1000	185

Used for protection of electrical grid from short-circuiting and overloading. Intended for installation on collectors. Easily installed, take up little free space on the installation board and they guarantee protection from accidental contact. Housing is made of self-extinguishable polyester reinforced with fiberglass.

FUSE SWITCH DISCONNECTORS

Code number	Type	Rated current A	Rated voltage V	Insulation voltage V	Package pc
5400115	FH00 - 160/1	160	690	1000	1
5400116	FH00 - 160/3	160	690	1000	1
5400124	FH1 - 250/1	250	690	1000	1
5400125	FH1 - 250/3	250	690	1000	1
5400139	FH2 - 400/1	400	690	1000	1
5400140	FH2 - 400/3	400	690	1000	1
5400162	FH3 - 630/1	630	690	1000	1
5400163	FH3 - 630/3	630	690	1000	1



Used for protection of electrical grid from short-circuiting and overloading. Intended for installation on collectors. Easily installed, take up little free space on the installation board. Housing is made of self-extinguishable polyester reinforced with fiberglass.

ARMORED FUSES

Code number	Type	Length mm	Width mm	Package pcs	Weight kg/pc
5100020	63 A	226	150	10	1,40
5100026	25 A	226	150	10	1,20

Armored fuses are used to secure residential connections for installation inside attics or in fuse boxes. The housing is made of thermoplastic. At customers demand, they can be delivered with 25 and 63A fuses (indicate when ordering).

MONOPHASE SHIELDED FUSES

Code no.	Type	Length mm	Width mm	Package pcs	Weight kg/pcs
5100032	35 A	115	85	15	0,50
5100034	25 A	115	85	15	0,45
5100038	16 A	115	85	15	0,43

They are used to insure home connection for mounting on the attic or in the measuring box. It is delivered at Customer's desire equipped with contact screws and melting inserts.

SINGLE POLE COPPER FUSE COLLECTOR



Code number	For fuse	Length mm	Package pcs	Weight kg/100pcs
5100125	25 A	200	10	14,24
5100163	63 A	200	10	18,40
5100170	Automatski	216	10	13,60

U tablama je ugrađena "snap šina" za montažu automatskih osigurača i porcelanskih osigurača do 63 A.

COPPER FUSE COLLECTORS

Used for interconnecting fuses to achieve equally loaded phases. Each phase rail is insulated with self-extinguishing plastic.

Code number	For fuse	Length mm	Package pcs	Weight kg/100pcs
5100111	H TIP 1P	1000	25	24,10
5100112	H TIP 2P	1000	20	46,20
5100113	H TIP 3P	1000	15	68,40
5100114	H TIP 4P	1000	10	90,80
5100121	U TIP 1P	1000	25	28,10
5100122	U TIP 2P	1000	20	54,20
5100123	U TIP 3P	1000	15	80,40
5100124	U TIP 4P	1000	10	106,80



COUPLINGS

Code number PVC	Code number Polyamide	Type	Thread PG(Re)	For cabel diameter mm	Package pcs	Weight kg/100pcs
5300091	5300071	FU PG-13.5	13.5	8-12	100	1,1/1,5
5300092	5300072	FU PG-16	16	10-14	100	1,5/1,8
5300093	5300073	FU PG-21	21	13-18	100	2,6/2,8
5300094	5300074	FU PG-29	29	18-25	100	3,6/4,3
5300095	5300075	FU PG-36	36	22-32	100	7,2/8,5

These couplings are made of PVC or polyamide. Polyamide couplings with glass fibers are used where high tension strength is needed. Conform to DIN 46320 standards. Couplings are self-extinguishable and resistant to UV-rays and weather conditions. Currently, these are the only couplings being used as they offer complete protection from contact with voltage.

NEW

Couplings with protection level IP65

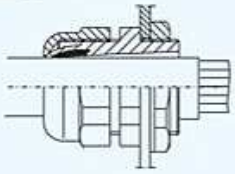

SELF-ADJUSTABLE CLAMP RING WITH BELT

Self-adjustable clamp ring with belt is made of high quality Poliamid, self-extinguishable V0, resistant to heating 110C without deformation. It is produced in grey colour RAL 7035. It is intended for tightening all types of electro , plumbing pipes, heating and gas pipes, for direct tightening of cables on the walls, ceiling, poles, electrical cabinats.

Advantages:

Simple and fast mounting on all types of installation with greatest possible saving of work hours. Self-adjustable clamp ring with belt is intended for the places where good mechanical connection is needed, where there is higher temperature and they are suitable for outside use due to their resistance to UV rays. With only two type of self-adjustable clamp ring with belt the outside dimension comprise fi 15-42mm which substantially make assembly work easier.

Code no	Opening diameter mm	Package pcs	Weight kg/100pcs
5340100	Ø15-25	100	0,5
5340102	Ø24-42	100	1

NEW

Example of mounting of self-adjustable clamp ring with belt

Correctly and non-correctly mounting of flexible pipe on the pole

Example of mounting plumbing pipe on the wall

Correctly and non-correctly mounting of copper pipe for heating

NEW

Example of mounting of the cable on the wall

GALLERY OF BOARD'S PHOTO

Freestanding underground measuring board in Arandjelovac

Polyester modular board for 18 measuring places

Polyester modular board for 12 measuring places

GALLERY OF BOARD'S PHOTO

Polyester modular board for 27 measuring places

Freestanding underground board for 1 and 2 places

Measuring and distribution board with fuse switch bar for pole's tranformer 10104KV

GEAR FOR ATTACHMENT

Examples of connecting various elements to steel and concrete poles with stainless steel bands

Quick, simple, safe, permanent, without welding or drilling with expensive tools

PULLING GRIP FOR STAINLESS STEEL BANDS

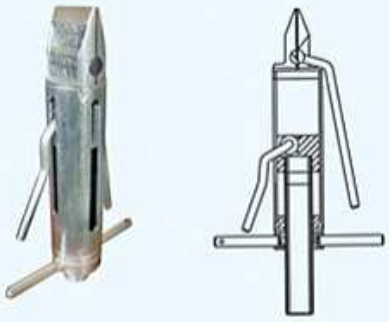

Used for tightening and cutting of stainless steel bands (steel support rings) used for securing equipment to poles. This is a very reliable and practical way for quick and easy securing of brackets, stands, supports, lamps, protection devices, signs, etc. on metal, concrete or wooden pole - supports, making a long lasting, greatly tightened, secure attachment without drilling and welding. This system has long been in use by the electrical industry in the developed countries.

Packing: 1 pcs
Weight: 1.78 kg/ pcs
Code number: 4710000

PULLING GRIP FOR STAINLESS STEEL BANDS FZT

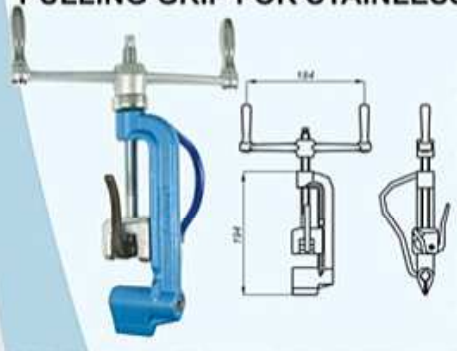

Used for tightening and cutting of stainless steel bands (steel support rings) used for securing equipment to poles. This is a very reliable and practical way for quick and easy securing of brackets, stands, supports, lamps, protection devices, signs, etc. on metal, concrete or wooden pole - supports, making a long lasting, greatly tightened, secure attachment without drilling and welding. This system has long been in use by the electrical industry in the developed countries.

Packing: 1 pcs
Weight: 1.8 kg/ pcs
Code number: 4710002

CLIPS FOR STAINLESS STEEL BANDS

A13
A19

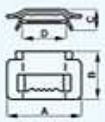

A20

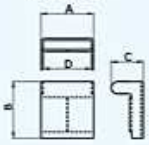

Code number	Tipe	A mm	B mm	C mm	D mm	Package pcs	Weight kg/100 pcs
4710213	A13	32	27	10	16	100	1,0
4710219	A19	42	27	12	25	100	1,2
4710320	A20	23.2	25	14	21.2	150	0.8

Used for attaching stainless steel bands to poles.

PROCEDURE FOR TIGHTENING PERFORATED BANDS

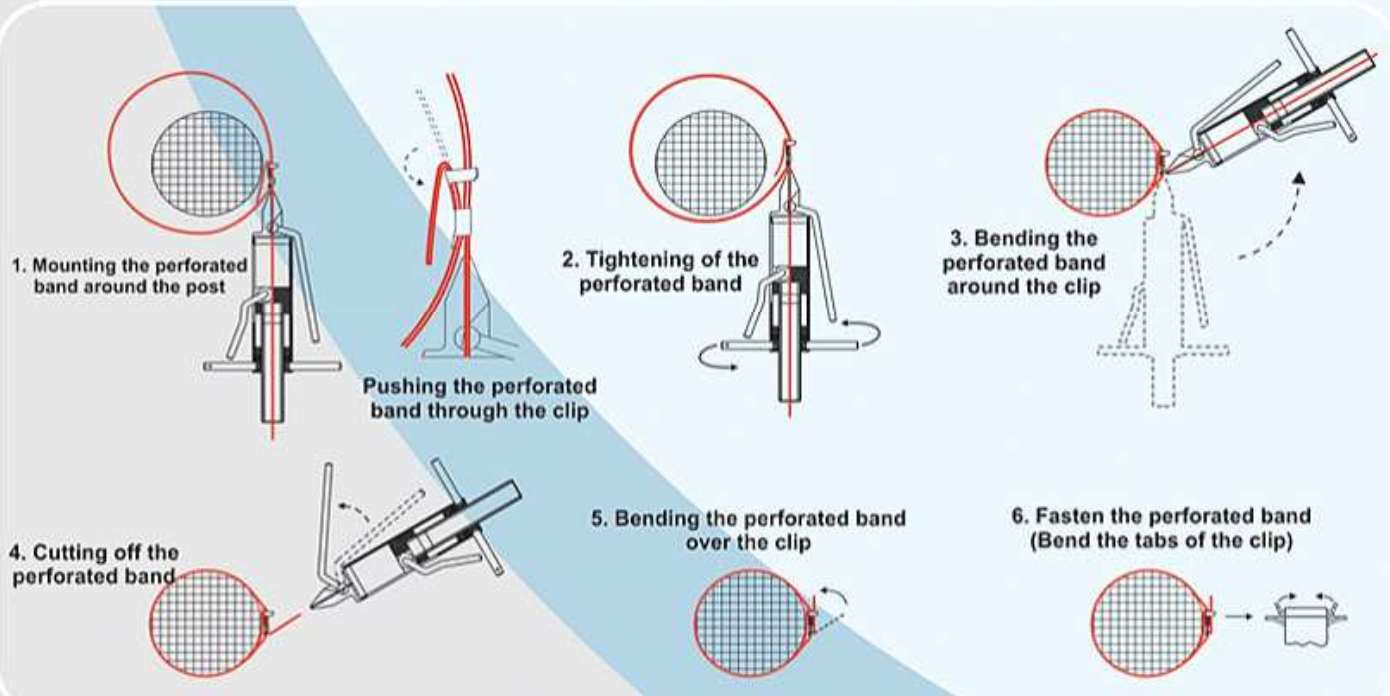

STAINLESS STEEL BAND IN PLASTIC CASE

Code number	A mm	Thickness mm	Material (stainless steel)	Breaking strength (N)	Weight of roll in the case	Package m
4710009	9	**0,55**	1.4371	4100		20
4710013	13	**0,70**	1.4371	7100	2,6kg/pc	20
4710019	19	**0,70**	1.4371	10600	3,7kg/pc	20

Used for attaching equipment to poles. On customer's request we can also provide bands of other dimensions and lengths. The case contains 30 clips adapted to the ordered band.

Code number: 4710000

Code number	A mm	Thickness mm	Material (stainless steel)	Breaking strength (N)	Weight of roll in the case	Package m
4710075	13	0,70	1.4371	7100	3,5kg/pc	50
4710080	19	0,70	1.4371	10600	5,1kg/pc	50

PERFORATED GALVANIZED TAPE WITH ROUND HOLES

Code number	A mm	B mm	C mm	Thickness mm	Breaking strength (N)	Weight of roll in the case	Package m
4710120	20	12	6	1,0	4200	3,1kg/pc	20
4710125	25	12	6	1,0	5400	3,5kg/pc	20

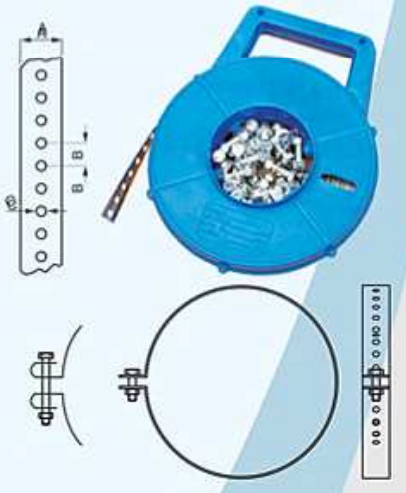

Used for attaching equipment to poles using an appropriate galvanized screw nut and flat washer. At customer's request we also provide bands of other dimensions and lengths. The sharp edges on the band are processed according to DIN. The case also contains 30 pieces of screw nuts adapted to the ordered band.

PERFORATED GALVANIZED ELLIPTICAL BAND 20m

Code number	A mm	B mm	C mm	Thickness mm	Breaking strength (N)	Weight of roll in the case	Package m
4710130	20	24,3	6,2	1,0	4000	2,7kg/pc	20
4710131	20	24,3	8,2	1,0	3400	2,5kg/pc	20

Flexible, light, bendable, universal in use. Used for attaching equipment to poles using an appropriate galvanized screw nut and flat washer. Very convenient for hanging of instillation pipes for water, sewer and heat. On customer's request we also provide bands of other dimensions and lengths. The sharp edges on the band are processed according to DIN. The case also contains 30 pieces of screw nuts adapted to the ordered band.

PERFORATED GALVANIZED ELLIPTICAL BAND 5m

Code number	A mm	B mm	C mm	Thickness mm	Breaking strength (N)	Weight of roll in the case	Package m
4710135	20	24,3	6,2	1,0	4000	0,70kg/pc	5
4710136	20	24,3	8,2	1,0	3400	0,87kg/pc	5

Convenient for hanging and tightening of all types and pipes dimensions.

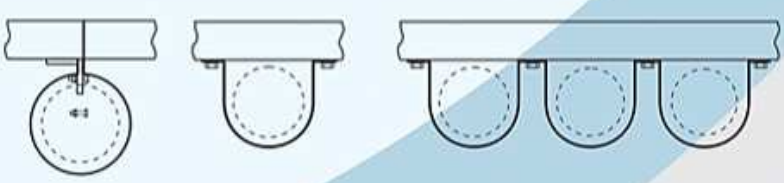

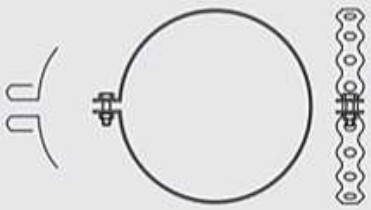

SADRŽAJ

MRO1 320x665x235 . . . 1
MRO2 600x665x235 . . . 6
MRO4H 1200x665x235 . . . 11
MRO2V 320x1055x235 . . . 12
MRO4 600x1055x235 . . . 15
MRO6 920x1055x235 . . . 20
MRO1 260x665x250 . . . 25
MRO2 510x820x250 . . . 26
MRO4 510x1640x250 . . . 27
MODULARNI RAZVODNI ORMAN OD POLIESTERA . . . 28
MODULARNI POLESTERSKI ORMANI ZA ZGRADE SA VIŠE STANOVA . . . 29
MODULARNI POLESTERSKI ORMANI ZA ZGRADE SA VIŠE STANOVA . . . 30
GRADJEVINSKO TERENSKI ORMANI SA POSTOLJIMA . . . 31
POSTOLJA POLESTERSKIH ORMANA . . . 33
MR02/H 500X380X160 . . . 37
KPK 1 ZA 160 A . . . 41
KPK 2 ZA 250 A . . . 42
KPK 3 ZA 400 A . . . 43
VIŠENAMENSKI UNIVERZALNI LIMENI ORMAN 800x900x300 . . . 44
DELOVI ZA UGRADNJU U POLIESTERSKE ORMANE . . . 46
RAZVODNI ORMANI ROP1 210x280x130 . . . 49
RAZVODNI ORMANI ROP1 250x330x130 . . . 49
RAZVODNI ORMANI ROP2 300x400x165 . . . 49
RAZVODNI ORMANI ROP2 350x500x195 . . . 50
RAZVODNI ORMANI ROP2 600x800x260 . . . 50
ČETVRTASTA RAZVODNA KUTIJA 80x80x40 . . . 50
ČETVRTASTA RAZVODNA KUTIJA 100x100x50 . . . 51
ČETVRTASTA RAZVODNA KUTIJA 190x145x80 . . . 51
ČETVRTASTA RAZVODNA KUTIJA 250x200x90 . . . 51
ČETVRTASTA RAZVODNA KUTIJA 310x230x130 . . . 51
ČETVRTASTA RAZVODNA KUTIJA 150x110x140 . . . 52
KUTIJA ZA LIMITATOR FKL1 . . . 52
KUTIJA ZA LIMITATORE FKL3 . . . 52
KUTIJA ZA LIMITATORE FKL8 . . . 52
UVODNICE . . . 53
REDNA STEZALJKA FRS . . . 53
STRUJNA REDNA STEZALJKA FRS 4-16/4 . . . 54
STRUJNA REDNA STEZALJKA FRS-D DVOPOLNA 16-35/2x(4-16) . . . 54
STRUJNA REDNA STEZALJKA FRS ČETVOROPOLNA 16-35/4x(4-16) . . . 54
STRUJNA REDNA STEZALJKA FRS ŠESTOPOLNA 16-35/6x(4-16) . . . 55
POKLOPAC ZA BLOMBIRANJE ZA STRUJNE REDNE STEZALJKE . . . 55
STRUJNA REDNA MODULARNA STEZALJKA MRS 4-16 . . . 55
STRUJNA REDNA MODULARNA STEZALJKA FRS . . . 56
STRUJNA REDNA STEZALJKA FRS ČETVOROPOLNA 95/4x(1,5-6) . . . 56
STRUJNA REDNA STEZALJKA FRS ŠESTOPOLNA 95/6x(4-16) . . . 56
KLEME ZA NIZANJE (VS - KLEME) . . . 57
KLEMA ZA NIZANJE (VS-KLEMA) PREMOSNA 1,5 - 16 mm^2 - SA PRIBOROM . . . 58
MEĐUPLOČA ZA VS-KLEME . . . 58
KRAJNJA PLOČA ZA VS-KLEME . . . 58
GRANIČNIK ZA VS-KLEME . . . 58
ŠINA ZA NAVOĐENJE VS KLEMA . . . 59
PREMOSNICA-ŠINA ZA VS-KLEMU . . . 59
NEŠLICOVANI PVC KANALI ZA ELEKTRO VODOVE . . . 60
ŠLICOVANI PVC KANALI ZA ELEKTROVODOVE . . . 61
NEŠLICOVANI PVC KANALI ZA INSTALACIJE NA ZIDU . . . 61
RUČICA ZA NOŽASTE OSIGURAČE . . . 62
JEDNOPOLNE OSNOVE NOŽASTIH OSIGURAČA . . . 62
TROPOLNE OSNOVE NOŽASTIH OSIGURAČA . . . 62
RASTAVNI OSIGURAČKI TROPOLNI DRIŠER 50 A (ø14x51) . . . 62
OSIGURAČKE LETVE . . . 63
RASTAVNE OSIGURAČKE LETVE - DRIŠER . . . 63
RASTAVNA OSIGURAČKA POSTOLJA . . . 63
OKLOPLJENI OSIGURAČI . . . 63
MONOFAZNI OKLOPLJENI OSIGURAČI . . . 64
JEDNOPOLNE Cu SABIRNICE ZA OSIGURAČE . . . 64
Cu SABIRNICE ZA OSIGURAČE . . . 64
ČETVRTASTA RAZVODNA KUTIJA . . . 65
NAZIDNE RAZVODNE KUTIJE . . . 65
GUMENI UVODNIK ZA NAZIDNE RAZVODNE KUTIJE . . . 65
OPREMA ZA PRIČVRŠĆIVANJE . . . 66
PRIMERI KORIŠĆENJA I VEZIVANJA PROHROM TRAKOM . . . 67
ZATEZAČ PROHROM TRAKE . . . 68
ZATEZAČ PROHROM TRAKE FZT . . . 68
ŽABICA ZA PROHROM TRAKU . . . 68
POSTUPAK PRI ZATEZANJU PROHROM TRAKE . . . 68
PROHOROM TRAKA U PLASTIČNOJ KUTIJI . . . 69
VODOOTPORNA PROHROM TRAKA . . . 69
PERFORIRANA POCINKOVANA TRAKA SA OKRUGLIM RUPAMA . . . 69
PERFORIRANA POCINKOVANA ELIPSASTA TRAKA 20m . . . 69
PERFORIRANA POCINKOVANA ELIPSASTA TRAKA 5m . . . 69

Production facility with seven vertical hydraulic presses with pressing force 200 up to 1000

Production facility for montage and wiring of boxes

Company FEMAN is the biggest Producer of Polyester measuring-distribution boards, boxes and equipment on the Balkan with more than 320 articles.

Feman is the largest producer of cable splicing equipment, electrical material, tools and gear for cables in the Balkans.

The founder, owner and director is engineer Miodrag Nikolić, whose leadership abilities, work and investment have contributed to Feman's development into a mid-sized firm, with over 200 employees and a wide assortment of over 1600 high quality products. On a total area of 10,000 m^2 these products are made in up-to-date equipped departments: research and development of products, foundry, smithy, locksmith, press, plastic extrusion, lathe and milling processing, paint shop, galvanization, tool shop and installation.

Our business motto "Quality above all", is proven by the large number of prizes and awards, both at domestic and international fairs.

Taking on new products, their development and permanent improvement is led by a group of verified experts with a variety of profiles. All products are made in accord with RS, IEC, VDE and NFC standards, and the firm has had the standard of ISO 900 ever since 1996.

All of our products pass through the required testing and approval, and a certain number, from every series, is tested in our internal laboratory, to ascertain that the final user always receives a high quality and safe product that is quickly and easily installed.

Thanks to this high quality, that has become a synonym for Feman products, our sales network has spread to all 5 continents, so that our equipment has found buyers in far-off Australia.

Try us and you will believe in the truth of our motto.

FEMAN
JAGODINA
FACTORY OF CABLE ACCESSORIES,
ELECTRO MATERIAL,
TOOLS AND EQUIPMENT

Srbija, Jagodina, ul. Vihorska 1, tel.: +381 35 230 000, fax: +381 35 230 024 http://www.feman.net

Producer keeps all rights to additions and changes regarding full content in the catalog