

# Feman

Jagodina - Serbia

tel: +381 35 8230 000

fax: +381 35 8230 024

www.feman.co.rs



## 2017

2 ABC cables equipment



*Quality above all*

ON CUSTOMER'S REQUEST WE WILL DELIVER THE GENERAL CATALOGUE

more  
than 1700  
quality products




# 34 YRS. LONG TRADITION - PROOF OF QUALITY



34 YRS. LONG TRADITION - FACTORY FOUNDED 1985.

w w w . f e m a n . n e t



# DIRECTORY

of other FEMAN products



... MORE THAN  
2000 PRODUCTS ...

*Quality  
above all*



*The creator of this business  
idea is Mr. Miodrag Nikolić, an  
electrical engineer who is the  
founder and owner of the  
factory Feman doo*

ON CUSTOMER'S REQUEST WE WILL DELIVER THE GENERAL CATALOGUE

# FEMAN FACTORY PRODUCTION ASSORTMENT

## STREET LIGHTING



## ACU CLIPPERS AND PRESS FAMP 42



THREE TOOLS IN ONE

## FAP 300V-18

perforation of metal sheets



cutting the conductor




pressing the coupling elements



## HYDRAULIC COMBINED PUMP FKPU-700D (700bar)



## MANUAL MECHANICAL PRESSES FP-50 AND FP-120



## SILICONE ISOLATORS

## AUTOMATIC GRIPPERS



## HYDRAULICHEAD FHP-300



## MANUAL BOLT CROPPERS AND CABLE CROPPERS




## HYDRAULI SHEARS FCPc-87A




## HYDRAULIC HEAD FS-240




## MANUAL HYDRAULIC PRESA FTP-300



## PVC CABLE TRUNKING



## VS CLAMPS



## LED LIGHTS PRODUCTION ASSORTMENT

### LED tubes



5 years warranty

### LED panels - various dimensions



5 years warranty

### All types of LED bulbs



5 years warranty

### Watertight LED lights


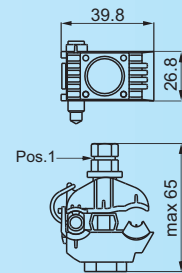


5 years warranty

## INSULATED WATERPROOF PIERCING CONNECTOR FIDOS PC 95-10



Used for connecting branch power line for household connection, public lighting and other connections to a distributive self-supporting energized cable bundle. The watertightness is achieved with special rubber gasket, resistant to UV-rays and all other atmospheric influences. Sealed joint safely prevents an occurrence of electrolyte corrosion, and at the same time it enables connection of Al and Cu power lines. Clamping is performed via shear nut. Position 1 indicates the breaking point of the shear nut (clamp force is automatically regulated by a nut which breaks when the proper torque force of 10 Nm is reached). For connector tightening and disassembling use wrench OK-13. During installation on energized cable, always use protective gloves.

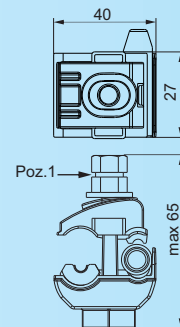


Code number	Type	Cable sections mm <sup>2</sup>	Rated current of Al/Cu conductor	Package pcs	Weight kg/100 pcs
3801595	PC 95-10	1,5-10/16-95	55/75 A	75	5,1

## INSULATED WATERPROOF PIERCING CONNECTOR FIDOS PC 120-16



Used for connecting branch power line for household connection, public lighting and other connections to a distributive self-supporting energized cable bundle. The watertightness is achieved with special rubber gasket, resistant to UV-rays and all other atmospheric influences. Sealed joint safely prevents an occurrence of electrolyte corrosion, and at the same time it enables connection of Al and Cu power lines. Clamping is performed via shear nut. Position 1 indicates the breaking point of the shear nut (clamp force is automatically regulated by a nut which breaks when the proper torque force of 10 Nm is reached). For connector tightening and disassembling use wrench OK-13. During installation on energized cable, always use protective gloves.


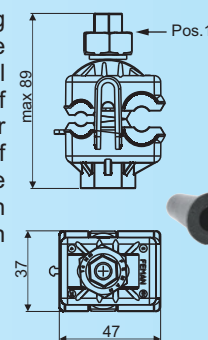


Code number	Type	Cable sections mm <sup>2</sup>	Rated current of Al/Cu conductor	Package pcs	Weight kg/100 pcs
3801597	PC 120-16	1,5-16/6-120	75/100 A	75	5,3

## INSULATED WATERPROOF PIERCING CONNECTOR FIDOS PC 4-150



Used for connecting branch power line for household connection, public lighting and other connections to a distributive self-supporting energized cable bundle. The watertightness is achieved with special rubber gasket, resistant to UV-rays and all other atmospheric influences. Sealed joint safely prevents an occurrence of electrolyte corrosion, and at the same time it enables connection of Al and Cu power lines. Clamping is performed via shear nut. Position 1 indicates the breaking point of the shear nut (clamp force is automatically regulated by a nut which breaks when the proper torque force of 10 Nm is reached). For connector tightening and use wrench OK-13, and for clamp disassembling use wrench OK-22. During installation on energized cable, always use protective gloves.


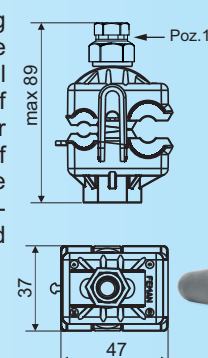


Code number	Type	Cable sections mm <sup>2</sup>	Rated current of Al/Cu conductor	Package pcs	Weight kg/100 pcs
3804350	PC 4-150	4-35/6-150	120 A	40	11,4
3804351	PC 4-150 8z	4-35/6-150	120/160 A	40	12,4

## INSULATED WATERPROOF PIERCING CONNECTOR FIDOS PC 4-150 M

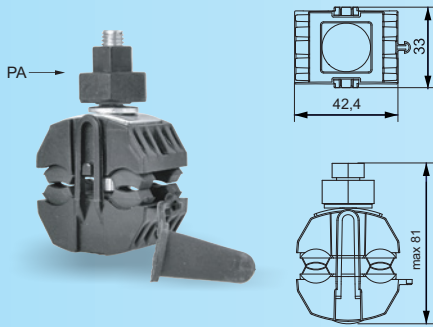


Used for connecting branch power line for household connection, public lighting and other connections to a distributive self-supporting energized cable bundle. The watertightness is achieved with special rubber gasket, resistant to UV-rays and all other atmospheric influences. Sealed joint safely prevents an occurrence of electrolyte corrosion, and at the same time it enables connection of Al and Cu power lines. Clamping is performed via shear nut. Position 1 indicates the breaking point of the shear nut (clamp force is automatically regulated by a nut which breaks when the proper torque force of 14 Nm is reached). For connector tightening use wrench OK-13, and for clamp disassembling use wrench OK-17. During installation on energized cable, always use protective gloves.



Code number	Type	Cable sections mm <sup>2</sup>	Rated current of Al/Cu conductor	Package pcs	Weight kg/100 pcs
3804352	PC 4-150 M	4-35/6-150	120 A	40	11,4

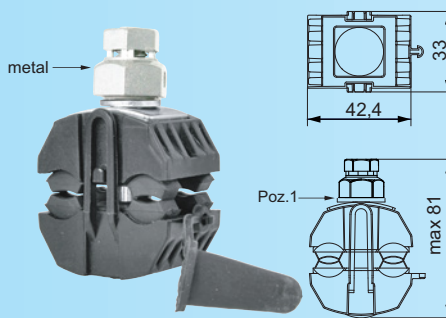
## INSULATED WATERPROOF PIERCING CONNECTOR FIDOS PC 95-95 i PC 50-95



Used for connecting branch power line for household connection, public lighting and other connections to a distributive self-supporting energized cable bundle. The watertightness is achieved with special rubber gasket, resistant to UV-rays and all other atmospheric influences. Sealed joint safely prevents an occurrence of electrolyte corrosion, and at the same time it enables connection of Al and Cu power lines. Clamping is performed via shear nut. Position 1 indicates the breaking point of the shear nut (clamp force is automatically regulated by a nut which breaks when the proper torque force of 14 Nm is reached). For connector tightening use wrench OK-13, and for clamp disassembling wrench OK-22. During installation on energized cable, always use protective gloves.

Code number	Type	Cable sections mm <sup>2</sup>	Rated current of Al/Cu conductor	Package pcs	Weight kg/100 pcs
3801095	PC 50-95	10-50/16-95	145/190 A	40	12
3801695	PC 95-95	16-95/16-95	220/285 A	40	12

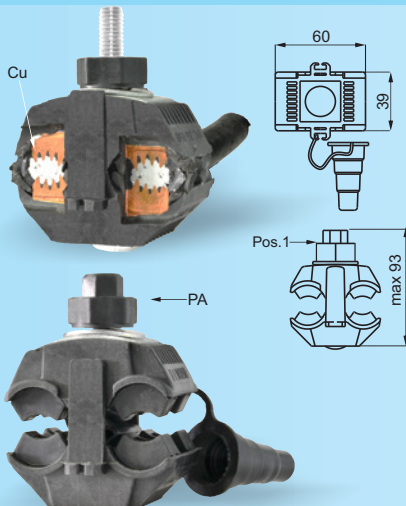
## INSULATED WATERPROOF PIERCING CONNECTOR FIDOS 95-95 M i PC 50-95 M



Used for connecting branch power line for household connection, public lighting and other connections to a distributive self-supporting energized cable bundle. The watertightness is achieved with special rubber gasket, resistant to UV-rays and all other atmospheric influences. Sealed joint safely prevents an occurrence of electrolyte corrosion, and at the same time it enables connection of Al and Cu power lines. Clamping is performed via shear nut. Position 1 indicates the breaking point of the shear nut (clamp force is automatically regulated by a nut which breaks when the proper torque force of 14 Nm is reached). For connector tightening use wrench OK-13, and for clamp disassembling wrench OK-17. During installation on energized cable, always use protective gloves.

Code number	Type	Cable sections mm <sup>2</sup>	Rated current of Al/Cu conductor	Package pcs	Weight kg/100 pcs
3801098	PC 50-95 M	10-50/16-95	145/190 A	40	12
3801698	PC 95-95 M	16-95/16-95	220/285 A	40	12

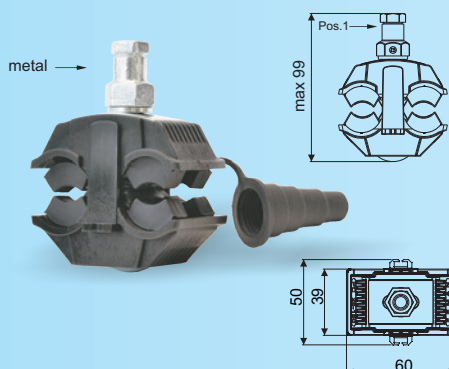
## INSULATED WATERPROOF PIERCING CONNECTOR FIDOS PC 35-150 i PC 25-150



Used for connecting branch power line for household connection, public lighting and other connections to a distributive self-supporting energized cable bundle. The watertightness is achieved with special rubber gasket, resistant to UV-rays and all other atmospheric influences. Sealed joint safely prevents an occurrence of electrolyte corrosion, and at the same time it enables connection of Al and Cu power lines. Clamping is performed via shear nut. Position 1 indicates the breaking point of the shear nut (clamp force is automatically regulated by a nut which breaks when the proper torque force of 14 Nm is reached). For connector tightening use wrench OK-13, and for clamp disassembling wrench OK-22. During installation on energized cable, always use protective gloves.

Code number	Type	Cable sections mm <sup>2</sup>	Rated current of Al/Cu conductor	Package pcs	Weight kg/100 pcs
3802580	PC 35-150 8z	35-150/35-150	290/370 A	50	22
3802581	PC 35-150	35-150/35-150	290 A	50	19,1
3802584	PC 25-150	25-150/25-150	290 A	50	19,1

## INSULATED WATERPROOF PIERCING CONNECTOR FIDOS PC 25-150 M



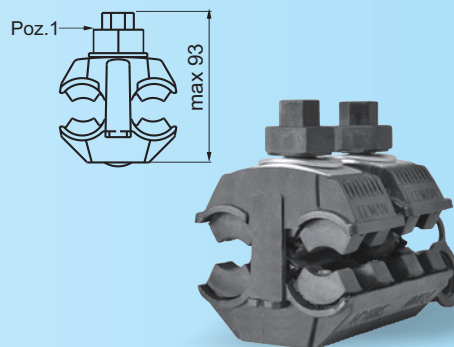
Used for connecting branch power line for household connection, public lighting and other connections to a distributive self-supporting energized cable bundle. The watertightness is achieved with special rubber gasket, resistant to UV-rays and all other atmospheric influences. Sealed joint safely prevents an occurrence of electrolyte corrosion, and at the same time it enables connection of Al and Cu power lines. Clamping is performed via shear nut. Position 1 indicates the breaking point of the shear nut (clamp force is automatically regulated by a nut which breaks when the proper torque force of 14 Nm is reached). For connector tightening use wrench OK-13, and for clamp disassembling wrench OK-17. During installation on energized cable, always use protective gloves.

Code number	Type	Cable sections mm <sup>2</sup>	Rated current of Al conductor	Package pcs	Weight kg/100 pcs
3802585	PC 25-150 M	25-150/25-150	290 A	50	19,1

## INSULATED PIERCING CONNECTOR FIDOS DOUBLE PC 35-150D



It is used in hard working conditions for connecting of branch power line to a distributive self-supporting cable bundle under voltage. The watertightness is achieved with a special rubber, resistant to UV-rays and various atmospheric conditions. Sealed joint safely prevents occurrence of electrolyte corrosion and in the same time allows connection of Al and Cu branch lines for housing connection. Tightening is done by moment nuts. Tightening force is automatically regulated by the moment nuts which break when the force of max 24Nm is reached. Wrench OK-13 is used for tightening and for dismantling wrench OK-22 is used. During installation on cable under voltage, use protective gloves is compulsory.



Code number	Type	Cable sections mm <sup>2</sup>	Al/Cu conductors rated amperage	Packages pcs	Weight kg/100 pcs
3802590	PC 35-150 D	35-150/35-150	290/370 A	25	46

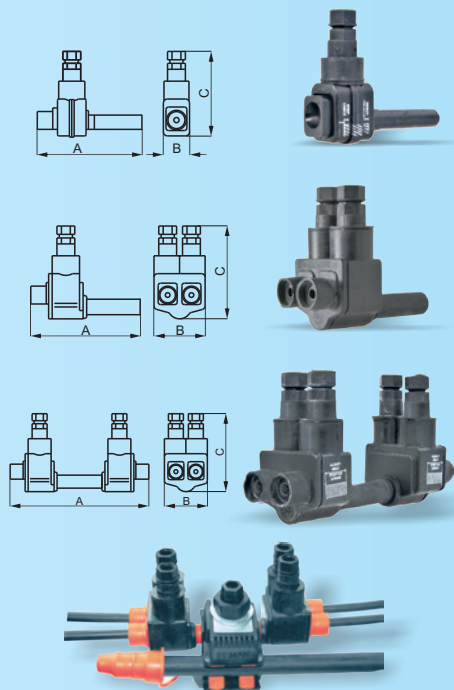
## ADAPTER FOR INSULATED WATERPROOF CONNECTING CLAMP FIDOS (35)50-150/(35)50-150



Code number	Label mm <sup>2</sup>	A mm	B mm	C mm	Package pcs	Weight Kg/100 pcs
3802571	F1 1 x 6 -35	80	23	71	50	4,2
3802572	F2 2 x 6 -35	93	43	78	50	9,4
3802574	F4 4 x 6 -35	140	43	78	25	16,7

Used as a reducer for connecting clamp FIDOS 50-150/50-150 for a residential connector with a possibility of connecting 1, 2 and 4 households using one FIDOS clamp. These adapters are completely insulated and waterproof, providing safety while working under voltage as well as a safe and long-lasting connection. Sealed joint with a rubber insert surely prevents an occurrence of electrolytic corrosion and it enables connection of Al or Cu conductors for house connectors. Tightening force is automatically regulated by moment nut which breaks when the proper force is reached. For tightening, as well as for adapter disassembling, we recommend the use of wrench OK-13. When installing under power, always use protective gloves.

**Note: For adapter assembling it is required to use insulated connecting clamp FIDOS with 8 Cu pikes.**



An example of adapter use with FIDOS

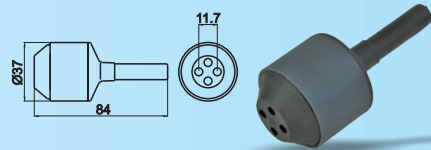
Code number	Type mm <sup>2</sup>	Weight Kg/100 pcs
3802596	Fidos (35) 50-150/(35)50-150 + adapter 1x6-35	50
3802597	Fidos (35) 50-150/(35)50-150 + adapter 2x6-35	50
3802598	Fidos (35) 50-150/(35)50-150 + adapter 4x6-35	50

## ADAPTER 4x1,5-16 mm<sup>2</sup> FOR CONNECTING CLAMP FIDOS 16-25/35-70 FA 5



Used as a reducer for connecting clamp FIDOS 16-25/35-70, for house connectors with a possibility of 1, 2, 3 or 4 households using one FIDOS clamp. Adapter is fully isolated and waterproof providing safety during work under voltage as well as a safe and long lasting connection. Adapter enables connection of Al and Cu conductors for house connectors.

**Packing: 100 pcs**  
**Weight: 6.8 kg/100 pcs**  
**Code: 3802575**

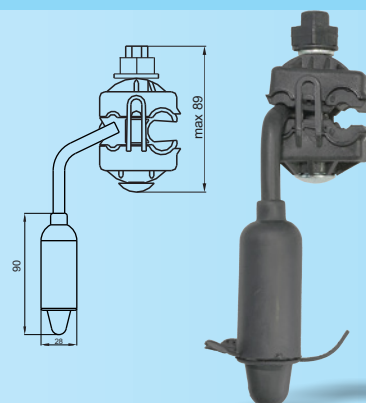


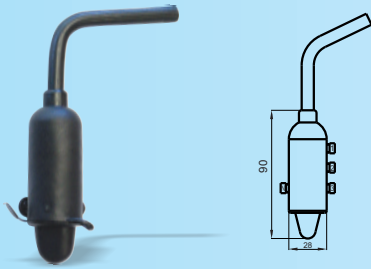
## INSULATED ADAPTER FOR SHORT CIRCUIT AND EARTHING WITH CLAMP PC 4-150



It is used for short connection and grounding of ABC. It is delivered along with the FIDOS PC 4-150, usually on every first branch pole and near to the end of the power line. It is designed for electricity of short circuit up to 4 kA/1s, and constant current of 200A. Insulation material is from polyamide which is resistant to atmospheric conditions and UV-rays. Adapter is fully waterproof and it complies to requests of standard NFC 33 020.


**Package: 50 pcs**  
**Weight: 17 kg/100 pcs**  
**Code number: 3802579**





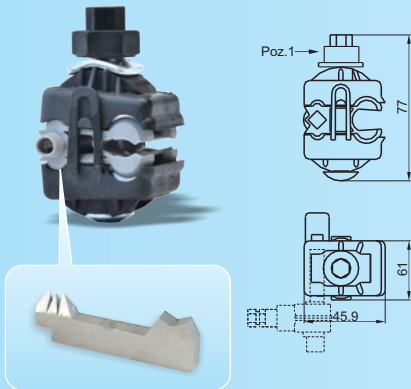
Code number	Insulated cable diameter (mm <sup>2</sup> )	Short circuit maximum amperage (kA/1s)	Weight Kg/pcs	Package pcs
3802578	25	4	0,2	50

Used for short and earthing of ABC. Assembling is done in combination with FIDOS 16-25/35-70, usually on every first branching post and near the end of the power line. It is applied for a short-circuit current up to 4kA/1s and constant power up to 200A. Insulation material is made of polyamide resistant to weather conditions and UV-rays. The adapter is fully waterproof and in accordance with NFC 33 020 standard.



Used for tap-off, as well as connection of the tap-off line for household connection to the distributive self-supporting cable bunch using method of penetrating the insulated wire on both distributive and tap-off line. The body of the clamp is made of aluminium alloy. Insulation of the clamp is ensured by a rubber cover resistant to UV rays. The tension controll during the penetration of the insulation of the distributive conductor is achieved with a octagonal shear bolt width 10mm. The connection of the tap-off conductor with the clamp is achieved with screw M10 which can be reused without removing the clamp from the main conductor.


Code number	Label	Type mm	Main line cross-section	Tap-off line cross-section	Number of tap-off lines
3804951	FIOS 1	4-54/35-95	35-95	4-54	1
3804952	FIOS 2	2X(4-54/35-95)	35-95	4-54	2



It is used for connection of LV brunch self-supporting power lines to the non-insulated aluminum conductor. Body clamp is made of the polyamide with fibreglass resistant to all atmospheric and mechanical conditions. Contact teeth bridges are made of aluminium alloy. Contact with insulated conductor is achieved with the teeth bridges for piercing the insulation, and the contact with the non insulated conductor is achieved via notched cable shaped part which increases conductivity. Watertightening is achieved by special rubber resistant to a UV rays and other atmospheric conditions. For tightening use OK-13 tool, for disassembling use OK-22. It is used for the main non-insulated conductor cross section 6-150mm<sup>2</sup> and brunch insulated conductor 2,5-35mm<sup>2</sup>.

Note: For 2.5mm<sup>2</sup> conductors it is necessary to fold the conductor and place inside the clamp.

**Package: 40pcs**  
**Weight: 9,5kg/100pcs**  
**Code no: 3802515**



It is used for connection of LV brunch self-supporting power lines to the non insulated aluminum conductor. Body clamp is made of the polyamide with fibreglass resistant on all atmospheric and mechanical conditions. Contact teeth bridges are made of aluminium alloy. Contact with insulated conductor is achieved with the teeth bridges for piercing the insulation, and the contact with the non insulated conductor is achieved via notched cable shaped part which increases conductivity. Waterproofing is achieved by special rubber gasket resistant to a UV rays and other atmospheric conditions. For tightening use OK-13 tool, for disassembling use OK-22. It is used for the main non-insulated conductor 25-150mm<sup>2</sup> and brunch conductor 25-150mm<sup>2</sup>.

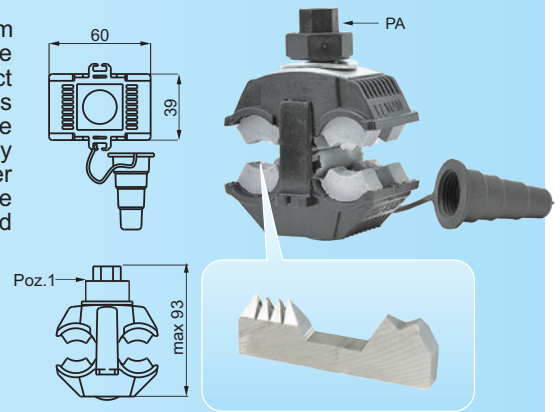
**Package: 50pcs**  
**Weight: 180kg/100pcs**  
**Code no: 3802525**

## INSULATED WATERTIGHT TRANSITIONAL CLAMP FOR CONNECTION OF LV ABC 25-150 TO THE NON-INSULATED CONDUCTOR

FemaN

It is used for connecting the branch of low voltage self-supporting cable beam from non-insulated aluminum conductor. The clamp body is made of polyamide with glass fibers that is resistant to all climatic and mechanical influences. Contact bridges are made of aluminum alloy. The contact with the branching branch is provided with the pins for penetrating the insulation, and the contact with the insulated conductor is made in the form of a tile so as not to reduce the conductivity of the conductors. Waterproofing is provided with a special UV-resistant rubber gum and all atmospheric effects. To secure the clamp, use the OK-13 key, and the disassembly is done with the OK-22 key. It is used for the main non-insulated conductor 25 to 150 mm<sup>2</sup> and the branching insulated conductor 25 to 150 mm<sup>2</sup>.

**Package: 50 kom**  
**Weight: 180 kg/100kom.**  
**Code number: 3802525**




## INSULATED WATERTIGHT TRANSITIONAL CLAMP FOR CONNECTION OF LV ABC 25-150M TO THE NON-INSULATED CONDUCTOR

FemaN

It is used for connecting the branch of low voltage self-supporting cable beam from non-insulated aluminum conductor. The clamp body is made of polyamide with glass fibers that is resistant to all climatic and mechanical influences. Contact bridges are made of aluminum alloy. The contact with the branching branch is provided with the pins for insulating the insulation, and the contact with the insulated conductor is made in the form of a tile so as not to reduce the conductivity of the conductors. Waterproofing is provided with a special UV-resistant rubber gum and all atmospheric effects. To secure the clamp, use the OK-13 key, and the removal is done using the OK-17 key. It is used for the main non-insulated conductor 25 to 150 mm<sup>2</sup> and the branching insulated conductor 25 to 150 mm<sup>2</sup>.

**Package: 50 kom**  
**Weight: 180 kg/100kom.**  
**Code number: 3802526**

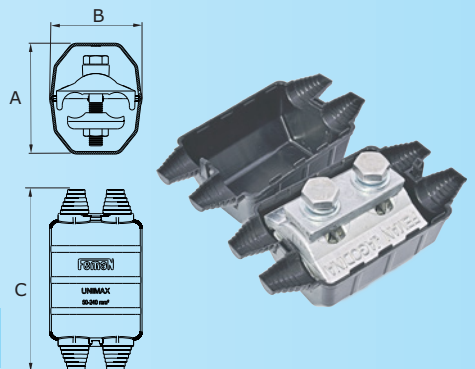


## AL UNIMAX INSULATED

FemaN

It is used to connect branching and connecting Al-conductors to Al-uninsulated air duct, according to JUS N.F4.106. In addition to good mechanical, it also has very good electrical characteristics. The body is made by casting aluminum under pressure. The channels are made with transversal grooves that, when clamped, destroy aluminum oxide on the conductor surface and achieve better electrical contact. At the same time, this innovation has also enhanced the mechanical characteristics of this terminal. The introduction of transverse grooves along the channel represents a significant improvement in the quality and reliability of the joint. The insulation of the clamp is provided with a UV-resistant polyamide cover.

Code number	Label mm <sup>2</sup>	A mm	B mm	C mm	Torban screw	Package pcs	Package kg/100pcs
2600697	AL-UNIMAX-I 6-95	73	49	98	2xM8	75	17
2650242	AL-UNIMAX-I 50-240	82	69	134	2xM10	50	36

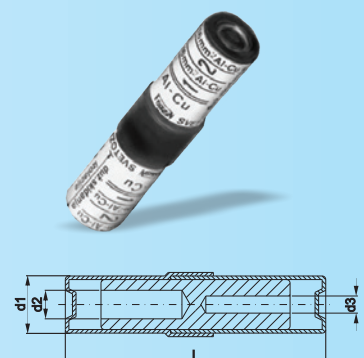



## AL INSULATED COUPLING - FALIS

FemaN

Code number	Label mm <sup>2</sup> /mm <sup>2</sup>	d1 mm	d2 mm	d3 mm	L mm	Package pcs	Weight kg / 100 pcs
3501006	FALIS 10/6	16	4,5	3,5	73	75	2,45
3501010	FALIS 10/10	16	4,5	4,5	73	75	2,20
3501604	FALIS 16/4	16	5,5	2,8	73	75	2,88
3501606	FALIS 16/6	16	5,5	3,5	73	75	2,77
3501610	FALIS 16/10	16	5,5	4,5	73	75	2,66
3501616	FALIS 16/16	16	5,5	5,5	73	75	2,57
3502516	FALIS 25/16	16	6,5	5,5	73	75	2,10

It is used for setting aluminum and copper conductors, which is used for connecting residential and public facilities to the distribution grid.

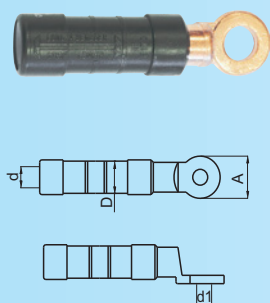




Kodni broj	Tip mm <sup>2</sup>	Pakovanje kom
3813550	35/50	10
3815050	50/50	10
3817070	70/70	10
3819595	95/95	10
3822096	120/120	10

Koriste se za spajanje i razdvajanje provodnika kod izolovanih nadzemnih kablovskih mreža. Telo spojnice je izrađeno od aluminijuma, zaštićeno izolacijom. Spojnice su u potpunosti izolovane, čime se obezbeđuje sigurnost u radu pod naponom, a takođe i garancija sigurnog i dugotrajnog spoja.

## INSULATED WATERPROOF AL-CU BIMETAL TERMINALS CPTAU




Code number	Label	Type mm	d1 mm	D mm	d mm	A mm	Crimping die
3421610	CPTAU 16	16/10	10,5	16	5,3	20	E 140
3422512	CPTAU 25	25/12	13	20	6,5	24	E 173
3423512	CPTAU 35	35/12	13	20	8,0	24	E 173
3425012	CPTAU 50	50/12	13	20	9,0	24	E 173
3427012	CPTAU 70	70/12	13	20	10,5	24	E 173
3429512	CPTAU 95	95/12	13	20	12,2	24	E 173

They are used for final insulation of Al conductors and transition to Cu rail. The conductor with which the skin insulation rolls into the pedal through a rubber seal that prevents the penetration of moisture and the appearance of electrolytic corrosion. Hexagonal pressing is done directly through insulation at points marked on the foot pedal.

For pressing, we recommend FEMAN presses with suitable inserts.

## INSULATED WATERTIGHT CONNECTING SLEEVES - MJRP



Code number	Label mm <sup>2</sup> /mm <sup>2</sup>	d1 mm	L mm	Crimping die	Package pcs	Weight kg/100 pcs
3443535	MJRP 35/35	23,5	162	E 173	50	8.25
3445050	MJRP 50/50	23,5	162	E 173	50	8.20
3447070	MJRP 70/70	23,5	162	E 173	50	8.15
3449595	MJRP 95/95	23,5	162	E 173	50	8.10
3441212	MJRP 120/120	23,5	162	E 173	50	8.05
3441515	MJRP 150/150	23,5	162	E 173	50	8.00
3411617	MJRP-N 35/35	28	162	E 215	50	14.40
3412526	MJRP-N 50/50	28	162	E 215	50	14.35
3413536	MJRP-N 70/70	28	162	E 215	50	14.30
3415035	MJRP-N 95/95	28	162	E 215	50	14.25
3415050	MJRP-N 120/120	28	162	E 215	50	14.20
3415454	MJRP-N 150/150	28	162	E 215	50	14.15

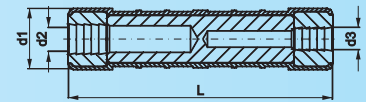
It serves to connect insulated aluminum conductors of cross section of 35 to 150 mm<sup>2</sup> in air networks of 6 to 20 kV voltage. MJRP connectors are used to connect the conductors to the pillars, while the MJRP N type sleeves are designed to connect the conductors in a span between two pillars. The mechanical resistance of the joint is 95% of the tensile resistance of the entire conductor.

The connection is achieved by the method of pressing directly through the insulation inserts E173 and E215.

Connection coils of type MJRP N and MJRP are made in gray, so that they differ visually from the low voltage sleeves MJPB and MJPT.

The water-tightness of the contact compound is achieved by pressing through the metal rings at the ends of the sleeve.

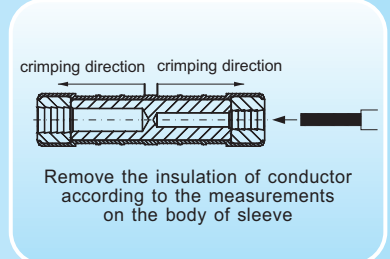
Code no.	Designation mm <sup>2</sup> /mm <sup>2</sup>	d1 mm	d2 mm	d3 mm	L mm	Crimping die	Package pcs	Weight kg/100pcs
3400606	MJPB 6/6	18,5	3,4	3,4	70,5	E 140	100	2,67
3401006	MJPB 10/6	18,5	4,3	3,4	70,5	E 140	100	2,56
3401010	MJPB 10/10	18,5	4,3	4,3	70,5	E 140	100	2,50
3401604	MJPB 16/4	18,5	5,3	2,8	70,5	E 140	100	2,28
3401606	MJPB 16/6	18,5	5,3	3,4	70,5	E 140	100	2,30
3401610	MJPB 16/10	18,5	5,3	4,3	70,5	E 140	100	2,35
3401616	MJPB 16/16	18,5	5,3	5,3	70,5	E 140	100	2,40
3402506	MJPB 25/6	18,5	6,5	3,4	70,5	E 140	100	2,40
3402510	MJPB 25/10	18,5	6,5	5,3	70,5	E 140	100	2,35
3402516	MJPB 25/16	18,5	6,5	5,3	70,5	E 140	100	2,28
3402525	MJPB 25/25	18,5	6,5	6,5	70,5	E 140	100	2,22
3403506	MJPB 35/6	18,5	8	3,4	70,5	E 140	100	2,20
3403510	MJPB 35/10	18,5	8	4,3	70,5	E 140	100	2,18
3403516	MJPB 35/16	18,5	8	5,3	70,5	E 140	100	2,15
3403525	MJPB 35/25	18,5	8	6,5	70,5	E 140	100	2,12
3403535	MJPB 35/35	18,5	8	8	70,5	E 140	100	2,09
<hr/>								
3411610	MJPT 16/10	23	5,3	4,3	103	E 173	100	6,25
3411616	MJPT 16/16	23	5,3	5,3	103	E 173	100	6,20
3412516	MJPT 25/16	23	6,5	5,3	103	E 173	100	6,15
3412525	MJPT 25/25	23	6,5	6,5	103	E 173	100	6,10
3413525	MJPT 35/25	23	8	6,5	103	E 173	100	6,05
3413535	MJPT 35/35	23	8	8	103	E 173	100	6,00
3405016	MJPT 50/16	23	9	5,3	103	E 173	100	5,90
3405025	MJPT 50/25	23	9	6,5	103	E 173	100	5,85
3405035	MJPT 50/35	23	9	8	103	E 173	100	5,85
3405050	MJPT 50/50	23	9	9	103	E 173	100	5,80
3407016	MJPT 70/16	23	10,7	5,3	103	E 173	100	6,00
3407025	MJPT 70/25	23	10,7	6,5	103	E 173	100	5,95
3407035	MJPT 70/35	23	10,7	8	103	E 173	100	5,95
3407050	MJPT 70/50	23	10,7	9	103	E 173	100	6,50
3407070	MJPT 70/70	23	10,7	10,7	103	E 173	100	5,40
3409570	MJPT 95/70	23	12,2	10,7	103	E 173	100	5,04
3409595	MJPT 95/95	23	12,5	12,5	103	E 173	100	5,04
<hr/>								
3411617	MJPT-N 16/16	23	5,3	5,3	175	E 173	50	10,40
3412526	MJPT-N 25/25	23	6,5	6,5	175	E 173	50	10,40
3413536	MJPT-N 35/35	23	8	8	175	E 173	50	10,40
3415035	MJPT-N 50/35	23	9	8	175	E 173	50	10,40
3415050	MJPT-N 50/50	23	9	9	175	E 173	50	10,40
3415454	MJPT-N 54/54	23	10	10	175	E 173	50	10,40
3417070	MJPT-N 70/70	23	10,7	10,7	175	E 173	50	10,40
3417154	MJPT-N 71/54	23	11,2	10	175	E 173	50	9,70
3417171	MJPT-N 71/71	23	11,2	11,2	175	E 173	50	9,43
3419595	MJPT-N 95/95	23	12,5	12,5	175	E 173	50	9,30



MJPB



Crimp exclusively with special dies for FID sleeves E 140



MJPT



Crimp exclusively with special dies for FID sleeves E 173



MJPT-N

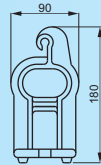
These sleeves are used for connection of insulated Aluminum and copper conductors which are used for residential and commercial building connections to distribution network, as well as for jointing of conductors for distributive ABC cables voltage up to 1kV. FID sleeves with the cross sections up to 25mm<sup>2</sup> are mainly used for jointing of house connections. FID-F sleeves with cross sections up to 35, 50 and 70mm<sup>2</sup> are used for connecting distributive ABC phase conductors. FID-N sleeves with 70mm<sup>2</sup> cross sections are used for connecting the supporting conductor of distributive ABC. All these sleeves are supplied with special insulation.

Hexagonal crimping is carried out directly through the insulation, which has excellent mechanical and electrical characteristics. The standard FEMAN tools with special die are used for crimping operation. Following the instruction on sleeve insulation, remove the terminal insulation to the required length. After that, conductors are pulled into sleeve through rubber seal thus preventing humidity penetration and appearance of electrolytic corrosion.

On insulation points and sequence are indicated where crimping should be made. For FID sleeves, depending on the thickness of the insert, two or three crimping operations are performed from the center towards left and right. FID-N sleeve for zero (supporting) conductor is somewhat longer considering that the joint is under mechanical loading, so therefore, up to six left and right crimping operations need to be done.



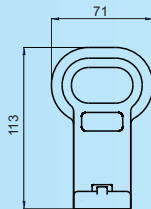
**AL BRACKET FOR LV ABC CS 1500 F (1500 daN/500 daN)**



It is intended for tensile and bearing acceptance of LV ABC on a pole or on a wall. It is made of aluminum alloy with high mechanical strength. It fastens to the pole with the help of the steel pipe rings for hanging ABC, using two steel straps or with the M16 screw directly on the pole.

**Package: 40 pcs**  
**Weight: 32 kg/pcs**  
**Code no.: 3810010**

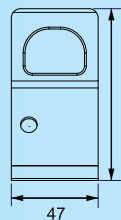
**AL BRACKET FOR LV ABC CA 1500 (1500 daN)**



It is intended for tightening and angular acceptance of LV ABC. It is made of aluminum alloy with high mechanical strength. It is fastened with two 19mm strap or with a maximum of two M16 nuts. The angular acceptance or change of the direction of the distribution line is carried out using two tensile distribution terminals PA 1500.

**Package: 75 pcs**  
**Weight: 0,190 kg/pcs.**  
**Code no.: 3810013**



**AL BRACKET FOR LV ABC CA 2000 (2000 daN)**



It is intended for tightening and angular acceptance of LV ABC. It is made of aluminum alloy with high mechanical strength. It is fastened with two 19mm strap tape or with a maximum of two nuts M16. The angular acceptance or change of the direction of the distribution line is carried out using two tensile distribution terminals PA2000.

**Package: 75 pcs**  
**Weight: 0,110 kg/pcs**  
**Code no.: 3810014**

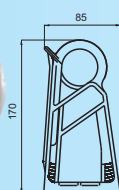

**AL BRACKET FOR LV ABC CS 1500 M (1500/1200 daN)**



It is intended for tensile and supportive acceptance of LV ABC. It is made of aluminum alloy with high mechanical strength. It is fastened with a clamping clip for the SKS, using two straps or with the M16 screw directly on the pillar.

**Package: 50 pcs**  
**Weight: 0,250 kg/pcs.**  
**Code no.: 3810011**

**AL BRACKET FOR LV ABC CS 1500 R (1500/1200 daN)**



It is intended for tensile and bearing acceptance of LV ABC on a pillar or on a wall. It is made of aluminum alloy with high mechanical strength. It fastens to the pole with the help of the steel pipe rings for hanging ABC, either using two steel stripes or using the M16 screw directly onto the pole.

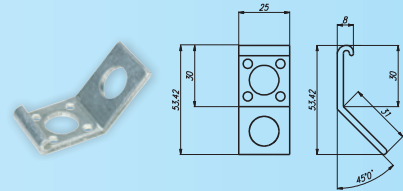
**Package: 50 pcs**  
**Weight: 0,220 kg/pcs.**  
**Code no.:3810012**

## AL BRACKET CA 16

FemaN

It is suitable for tension support of the household clamp PA 25. It is installed on the pole using one stainless steel band and clip or on the facade using M12-M14 bolt, or using four nails Ø4mm. It is made of aluminum alloy with very high mechanical resistance and resistance to the atmospheric conditions. Bracket is designed and tested for tension force of 220daN.

**Pack: 100 pcs**  
**Weight: 1kg/100 pcs**  
**Code no. 3810033**




## STEEL WALL BRACKET 100X150 WITH HOOK Ø16

FemaN

Used with tension clamp for tension support of LV ABC on the building facade. It is made of steel sheet metal with dimensions 150x100 and hook with diameter of 16mm. Installation is performed with bolts.

**Pack: 20 pcs**  
**Weight: 1kg/pcs**  
**Code no: 3810136**

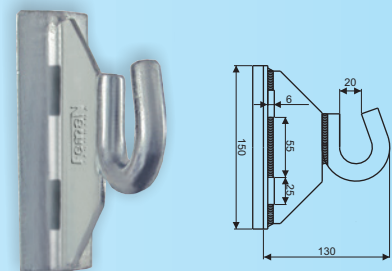


## STEEL WALL BRACKET WITH HOOK Ø16

FemaN

Used for installation of the support and tension clamp. It is mounted on the concrete, metal or a wooden pole, Installation is done by using clips (A19 and A20) and metal band.

**Pack: 20 pcs**  
**Weight: 0,6kg/pcs**  
**Code no: 3810116**




## STEEL WALL BRACKET FOR HOUSEHOLD CONNECTION OF AC 25

FemaN

Used for handling household connection on building facade using tension clamps for household connections. It is delivered in a set with anchors and screws.

**Package: 25 pcs**  
**Weight: 38.23 kg/100 pcs**  
**Code number: 3810008**

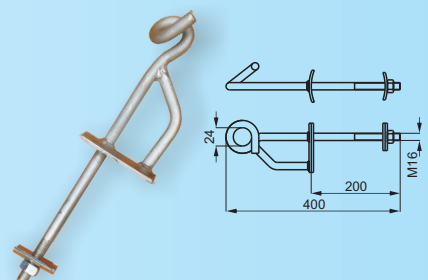


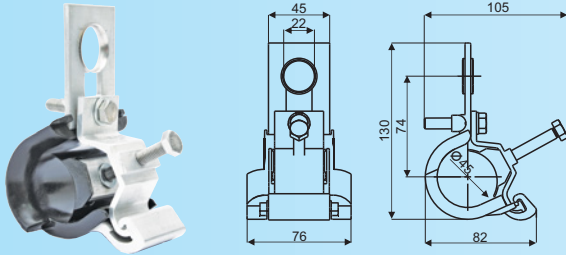
## POST BRACKET FOR ABC CABLE L = 200 H 16

FemaN

Used for clamps hanging to carried holding of LV ABC cables. Assembling is simple and it is done through the hole on the post and tightening with a screw bolt.

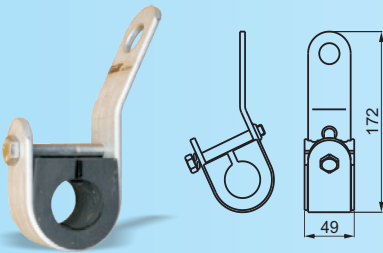
**Package: 10 pcs**  
**Weight: 1.48 kg/per piece**  
**Code: 3810009**





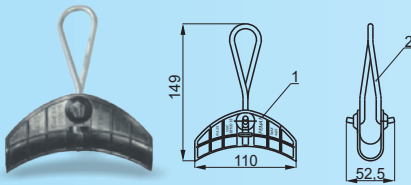
It is used for carrying support of LV ABC without supporting conductor. It can also be used on corner pillars with maximum turning of ABC up to 60°. It is designed to carry 2 or 4 insulated conductors with a maximum cross-section of 4x120mm<sup>2</sup>, ie a minimum cross-section of 4x25mm<sup>2</sup>. Modern construction allows fast, easy and reliable installation.

**Package: 50 pcs**  
**Weight: 35 kg/pcs**  
**Code number: 3810500**



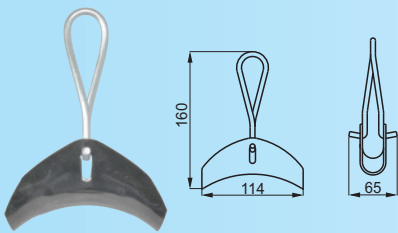
Code number	For ABC mm <sup>2</sup>	Package pcs	Weight kg/100 pcs
3810225	PS 2 x 25	50	29,0
3810425	PS 4 x 25	50	28,3
3810235	PS 2 x 35	50	28,5
3810435	PS 4 x 35	50	27,8
3810470	PS 4 x 70	50	25,6
3810495	PS 4 x 95	50	25,0

Used with brackets for LV ABC cables for carrying support of LV ABC cable without the main conductor on posts in cases where the carrying cables are neutral and phase conductors. Clamps meet all IEC 61284 standards.



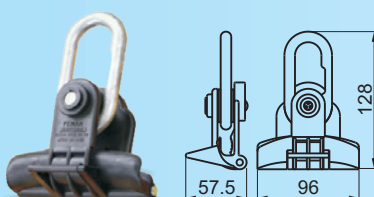
Used when changing direction of LV ABC cables for household connections. It is designed for carrying 2 or 4 insulated conductors with maximum cross section 4x25 mm<sup>2</sup>. It consists of clamp body, and hangingsteel stirrup. The clamp body is made of polyamide with an exceptional mechanical firmness. For attaching of ABC to the clamp, we recommend FEMAN cable tie 200x13mm<sup>2</sup> (code number 1710213)

**Package: 75 pcs**  
**Weight: 6,60 kg/100 pcs**  
**Code number: 3810015**



It is used to change the direction of LV ABC. Designed for carrying 2 or 4 insulated conductors with a maximum cross section of 4 × 70 mm<sup>2</sup>. It consists of a body of clamp and a suspension stirrup. The clamp body is made of plasticized aluminum sheet with high mechanical strength.

**Package: 75 pcs**  
**Weight: 9,1 kg/100 pcs**  
**Code number: 3810018**



Used with brackets for LV ABC for carrying support of LV ABC on posts. Support is carried through the carrying cable (54-71,5 mm<sup>2</sup>). Clamp is made of highly firm materials and resistance to all atmospheric influences. Contemporary construction enables fast, simple and reliable assembly. After laying of carrying cable, the clamp is closed with a special buckle which exclude possibility for its opening and cable loosening.

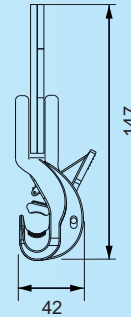
**Package: 50 pcs**  
**Weight: 15,5 kg/100 pcs**  
**Code number: 3810020**

## CLAMP FOR CARRYING SUPPORT OF LV ABC 25-95 PS 1500/95 (1200 daN)

FemaN

Used with consoles for LV ABC for carrying support of LV ABC on poles. Acceptance is carried out over the supporting conductor (25-95 mm). It is made of high mechanical strength and weather-resistant materials. Modern construction allows fast, easy and reliable installation. After mounting the conductive conductor, the clamp closes with a special double buckle that prevents accidental opening of the clamp and relaxation of the ABC.

**Pakovanje: 50 kom**  
**Težina: 24,5 kg/100kom.**  
**Kodni broj: 3810022**


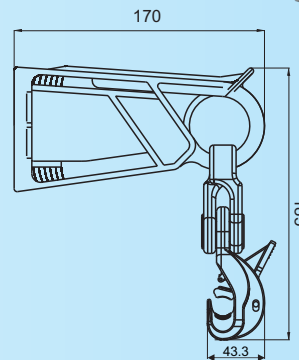


## SET FOR CARRING SUPPORT LV ABC 25-95 ES 1500 (1200 daN)

FemaN

It is used for carrying support the LV ABC on the pillars. Acceptance is carried out over the supporting conductor 25-95mm. Clamp is made of materials with high mechanical strength and weather-resistance. Modern construction allows fast, easy and reliable installation. After mounting the carrier wire, the clamp is sealed with a special clasp that prevents accidental opening of the clamp and relaxation of the ABC.

**Package: 40 pcs**  
**Weight: 42 kg/100pcs**  
**Code number: 3810021**




## TENSION SUPPORT CLAMP FOR HOUSEHOLD CONNECTIONS PA 25

FemaN

It is used for household connections via self-supporting cable bunches: 2x16 mm<sup>2</sup>, 2x25 mm<sup>2</sup>, 4x16 mm<sup>2</sup>, 4x25 mm<sup>2</sup>. It is made of special materials with an exceptional mechanical firmness and resistance to all atmospheric influences. Contemporary construction allows reliable, easy and quick installation under all weather conditions. This clamp is designed and tested according to the strictest demands for this type of equipment. It is used for assembling of single-phase or three-phase household connectors. NOTE: When installing single-phase house connector, a cable or a piece of cable must be placed in each bearing on the wedges, for the sake of force balancing.

**Package: 80 pcs**  
**Weight: 12,80 kg/100 pcs**  
**Code number: 3811625**

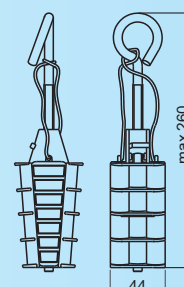


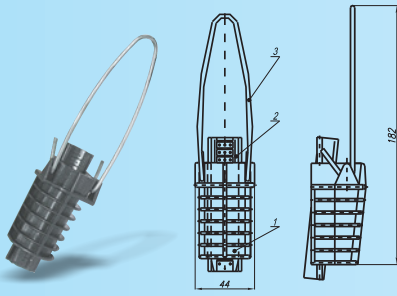
## TENSION SUPPORTING CLAMP FOR HOUSEHOLD CONNECTION - AUTOMATIC (SELF TENSION) PA 25 A

FemaN

It is used for household connections carried out by self-supporting cable bunches: 2x16 mm<sup>2</sup>, 2x25 mm<sup>2</sup>, 4x16mm<sup>2</sup>, 4x25mm<sup>2</sup>. It is made of special materials, with great mechanical firmness, resistant to all atmospheric influences. Contemporary construction allows reliable, easy and quick assembly under all weather conditions. This clamp is designed, tested and attested according to the strictest demands for this type of supplies. The advantage of this clamp compared to others is that the additional tensioning of ABC can be done with it, by simple pulling of the clamp even after wedges locking. The conductors are additionally tightened (max 103 mm) so the automatic gripper and mounting device are not needed. During installation, a cable or a piece of cable must be placed in each bearing on the wedges.

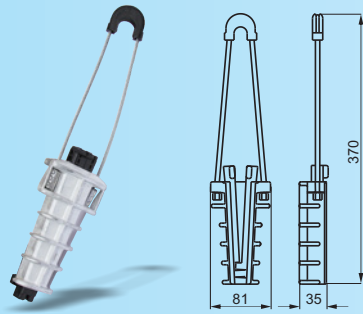
**Package: 50 pcs**  
**Weight: 17,80 kg/100 pcs**  
**Code number: 3811630**





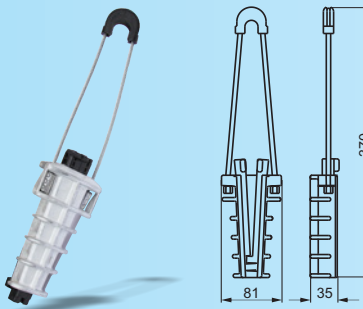
It is used for tensile acceptance of an insulated conductor with a diameter of 6 to 21 mm. It is made of polymer (weather-resistant and UV-resistant glass fibers). Modern construction allows reliable, easy and quick installation in all weather conditions.

**Pckage: 100 pcs**  
**Weight: 6,80 kg/100 pcs**  
**Code number: 3811635**



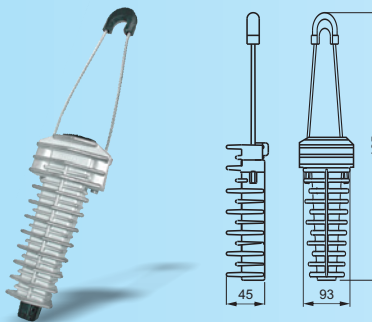
It is used for tensile acceptance of low-voltage self-supporting cable bundle on wooden, concrete and metal pillars or on facades. This terminal is designed for tensile acceptance over the supporting conductor(25-35 mm<sup>2</sup>). It is made of aluminum alloy, highly mechanically strong with self-adhezeive insulation insert made of polyamide. Its construction is the most advanced technical solution, so assembly or disassembly is easy, fast, reliable and without the use of a special tool.

**Package: 35 pcs**  
**Weight: 33 kg/100pcs.**  
**Code number: 3812090**



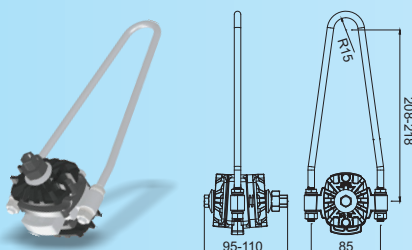
It is used for tensile acceptance of low-voltage self-supporting cable bundle on wooden, concrete and metal pillars or on facades. This terminal is designed for tensile acceptance over the supporting conductor(54-71.5 mm<sup>2</sup>). It is made of aluminum alloy, highly mechanically strong with self-adhesive insulation insert made of polyamide. Its construction is the most advanced technical solution, so assembly or disassembly is easy, fast, reliable and without the use of a special tool.

**Package: 35 pcs**  
**Weight: 32,2 kg/100 pcs**  
**Code number: 3812070**



Used for tension support of low voltage self-supporting cable bunch on wooden, concrete, and metal posts or facades. This clamp is designed for tension support through the carrying conductor 70-95 mm<sup>2</sup>. Made of Al-alloy with a self-tension polyamide insulation insert. Its construction represents the most up-to-date technical solution so that assembling or disassembling is quick, easy and reliable requiring no special tools.

**Package: 30 pcs**  
**Weight: 64,6 kg/100 pcs**  
**Code number: 3812195**



It is used for tensile and carrying support of low-voltage self-supporting cable bundles without supporting conductors. The insulation insert is made of polyamide reinforced glass fibers, which provides good tensile strength. The basic elements of the construction are made of galvanized steel.


Code number	Label	For ABC mm <sup>2</sup>	Package pcs	Weight kg/100pcs
3813035	PA/PS 416/50	4x16-	25	46

## TENSION SUPPORT CLAMP FOR LV ABC WITHOUT SUPPORTING CONDUCTOR PA 450/95

FEMAN

Code number	Designation	For ABC mm <sup>2</sup>	Package pcs	Weight kg/100pcs
3813095	PA 435/120	4x35-120	15	140

It is used for tension support of low-voltage self-supporting cable bunches without supporting conductor. The insulated insert is made of polyamide, reinforced by glass fibers, providing a good tightening strength. The main construction elements are made of zinc coated steel.



PA/PS 416/35

PA 450/95

## TENSION SUPPORT CLAMP FOR LV ABC WITHOUT SUPPORTING COND.2-4x16-35

FEMAN

Code number	Designation	For ABC mm <sup>2</sup>	Package pcs	Weight kg/100pcs
3813016	PA/PS 216/35 Z	2x16-35	100	16,5
3813018	PA/PS 216/35 O	4x16-35	100	15,5
3813025	PA/PS 416/35 Z	4x16-35	75	22
3813027	PA/PS 416/35 O	4x16-35	75	21

This clamp applies for tension support of two or four insulated conductors. It is used to assemble small cross sections of the distributive bunches, as well as for household connection conductor tightening. It is made of high quality materials with great mechanical firmness, resistant to all atmospheric influences.

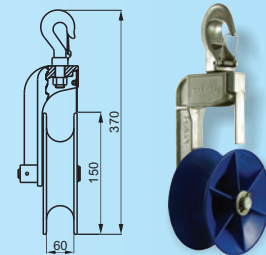


## PULLEY TACKLE FOR INSTALLING LV ABC ON POSTS FR 150

FEMAN

For the correct installing of low voltage self-supporting cable bunch, as well as for additional tensioning, the special pulleys must be used that allow gentle stretching and exclude possibility of differences in flexures between two neighboring fields during tensioning. The pulley construction is such that enables easy assembling and disassembling, as well as the carrying wire inserting in an appropriate clamp. The tackle body and the tackle itself are made of aluminum alloy. Turning is performed through slide bearing. Max. carrying force is 800 daN

**Package: 1 pc**  
**Weight: 1.8 kg/pc**  
**Code number: 3810002**

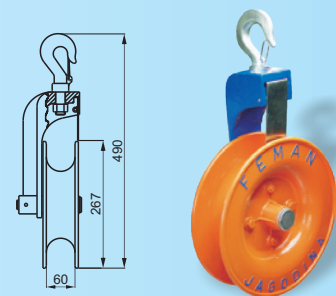


## PULLEY TACKLE FOR INSTALLING LV ABC ON POSTS FR 270

FEMAN

For the correct installing of low voltage self-supporting cable bunch, as well as for additional tensioning, the special pulleys must be used that allow gentle stretching and exclude possibility of differences in flexures between two neighboring fields during tensioning. The pulley construction is such that enables easy assembling and disassembling, as well as the carrying wire inserting in an appropriate clamp. For the stretching needs and the cable joint assembly, we recommend "FEMAN-PULLEY TACKLE". Its construction completely fulfills the stretching demands, it is not heavy and it is convenient for assembling and disassembling. The tackle body and the tackle itself are made of aluminum alloy. Turning is performed through slide bearing. Max. carrying force is 1000 daN.

**Package: 1 pc**  
**Weight: 4.35 kg/pc**  
**Code number: 3810000**

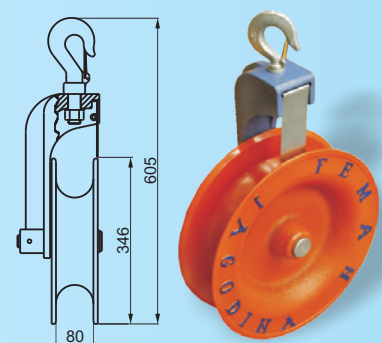


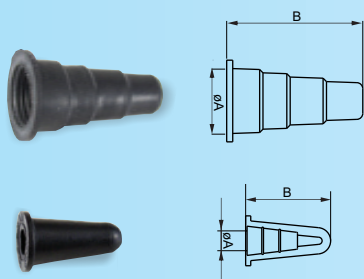
## PULLEY TACKLE FOR INSTALLING MV ABC ON POSTS FR 350

FEMAN

This tackle is necessary for installing mid-voltage self-supporting cable bunch. The tackle is hung on the bracket arm, attached to a general purpose bracket. Using the special FEMAN device, insulated supporting MV ABC cable can be switched from this pulley tackle into the clamp for carrying support of the bunch. Max. carrying force is 1600 daN

**Package: 1 pc**  
**Weight: 8.4 kg/pc**  
**Code number: 3810005**






Code number	Cross section of cable mm <sup>2</sup>	øA mm	B mm	Package pcs	Weight kg/100 pcs
3830716	16/25	8,5	62	100	0,4
3830700	50/70	13	76	100	1,6
3830706	6/35	7	30	100	0,2
3830725	35/150	19	45	100	0,43

Used to securely close LV ABC ends which prevents moisture penetration into the cable and provides safe work under voltage. It is made of insulated rubber, resistant to UV-rays and all weather conditions.

INSULATED SEPARABLE HOUSING FOR SYSTEM FUSES (AERIAL FUSE)




Code number	Designation	Power A	AxB mm	Package pcs	Weight kg/100 pcs
3802614	E14/DOI	2-16	83x51	25	3,4
3802627	E27/DII	6-25	92x65	25	4,6

It is meant for protection of public lighting connected to ABC cables, as well as for all types of no insulated aerial lines. This product is made of special insulating materials resistant to temperatures higher than normal, UV-lights as well as all other weather conditions. Using "FEMAN" insulated waterproof clamps FIDOS for connecting to power lines, complete seal is achieved. They are produced in two sizes. This housing has numerous advantages:

- Easy damage determination.
- Regardless of the light damage, the rest of the system is working.

WRENCH FOR SEPARATING CORES FROM CABLE BUNCH

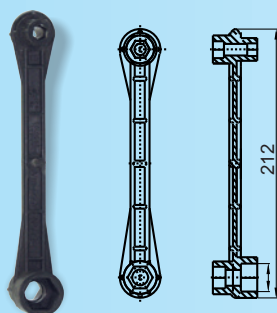


It is made of special insulated material, of high mechanical strength. Used to separate some cores from the cable bunch, allowing easier clamp installation. When installing under voltage, always wear protective gloves.

Package: 10 pcs  
Weight: 0,36 kg/pc  
Code number: 3850110




UNIVERSAL INSULATED WRENCH FOR TIGHTENING OF INSULATED CLAMPS



It is used to tighten moment nut on "FIDOS" connection clamps. It enables work under voltage while assembling FIDOS clamps on ABC cables. This wrench can be used to tighten screw nuts- OK 10, 13, 17 and 22. When installing under voltage, always use protective gloves.

Package: 10 pcs  
Weight: 6.0 kg/100 pcs  
Code number: 3850105

WRENCH OK-10 FOR TIGHTENING OF INSULATED CLAMPS



It is used to tighten moment nut on "FIDOS" connection clamps. Enables work under voltage while assembling FIDOS clamps on ABC cables. When working under power, always use protective gloves.


Package: 100 pcs  
Weight: 0,34 kg/pc  
Code number: 3850100

## WALL BEARER WITH BINDING THREAD FOR LV ABC FZN 60

FemaN

Code number	Type	Distance from the wall mm	Cross section of the cable mm	Package pcs	Weight kg/100 pcs
1714061	FZN 60 S	60	25-60	75	6
1714060	FZN 60	60	25-45	75	4,6

It is used for walls or posts installation. LV ABC cable is tightened with an adjustable binding thread. The body of the bearer and the binder are made of polyamide resistant to weather conditions and UV-rays. Usually, the bearer is mounted on wall at a distance of 0,7m. When the bearer is mounted on a wooden post, the screw anchor is removed and the nail is nailed directly into the wood.

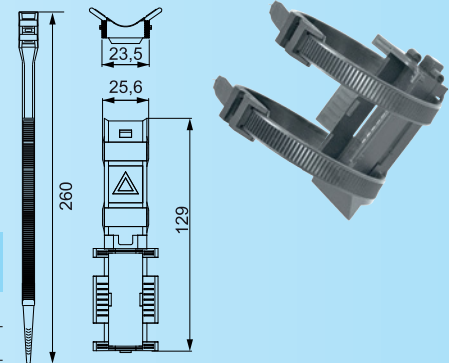


## CABLE BINDING TIE BIC

FemaN

It is used for mounting ABC and cables on walls or pillars. LV ABC and cables are fastened with an adjusting tie. The body of the carriers and cords are made of polyamide resistant to weather and UV rays. The clamps on the wall are fastened with screws, and on the pillar using a strap and band. The bonding of the ABC and the cable is accomplished with the help of FKV 290x9 and FKV 360x 9 wires, which are delivered together with the clamp.

Code number	Type	Cable diameter mm	Type of tie 2 pcs	Package pcs	Weight kg/100 pcs
1714070	BIC 15-50	15-50	FKV 260/9	100	20
1714075	BIC 50-90	50-90	FKV 360/9	100	25



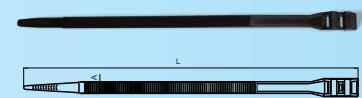
## DOUBLE BUCKLE CABLE BINDING THREAD

FemaN

Code number	Type	L mm	A mm	Package pcs	Weight kg/100 pcs
1710189	FKV 180/9	180	9	100	0,32
1710269	FKV 260/9	260	9	100	0,45
1710359	FKV 350/9	360	9	100	0,65

Double buckle cable binding thread is extremely resistant to UV-rays and all weather conditions, and it is characterized by very firm binding. It is designed for quick and easy assembling on LV ABCs. It is made of insulated polyamide without any metal parts. Tightening is done with tongs for automatic tightening of cable binding threads.

**FLY-600L (code no. 1550613)**

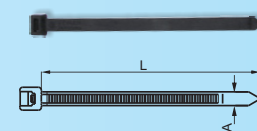


## PLASTIC CABLE BINDING THREAD

FemaN

Code number	Type	L mm	A mm	Package pcs	Weight kg/100 pcs
1710213	FKV 200/13	200	13	100	0,60
1710223	FKV 250/13	250	13	100	0,67

We recommend it instead of plastic coated aluminum belt. The cable binding thread is extremely resistant to UV-rays and all weather conditions, and it is distinguished by very firm binding. It is designed for quick and easy assembling on LV ABCs. It is made of insulated polyamide without any metal parts, which guarantees safety when working under voltage. It can be tightened with tongs for automatic tightening of cable binding threads FLY-600L (code no. 1550613)




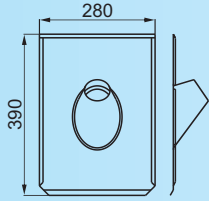

## PVC COATED ALUMINUM BELT

FemaN

Code number	L mm	L1 mm	Package pcs	Weight kg/100 pcs
3880120	200	20	50	0,6
3880130	300	20	50	1
3880135	350	20	50	1,2
3880140	400	20	50	1,4

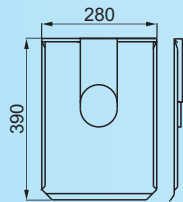

Used for tightening phase conductors of LV ABC cables to supporting clamp, supported on both sides and in front of tension clamp to keep conductors spliced. PVC coated ring (clamping ring) is made of aluminum tin while link is aluminum based. The belt is covered with PVC-coating.





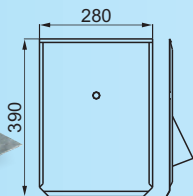

Code number	Designation ø support	Package pcs	Weight kg/100 pcs
3890420	2"	10	67
3890425	2,5 "	10	69
3890430	3"	10	73

Protected from corrosion by galvanization.



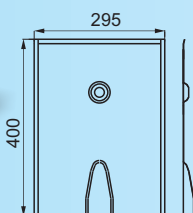

Code number	Designation ø support	Package pcs	Weight kg/100 pcs
3890444	2"	20	60
3890445	2,5 "	20	58
3890446	3"	20	56

Used as rain protection and leaking on roofs covered with tiles in cases where the roof support has already been placed. Protected from corrosion by galvanization.



Used for anchors of ø16-25 mm. Protected from corrosion by galvanization.

**Package: 50pcs**  
**Weight: 54 kg/100pcs**  
**Code number: 3890435**



Used for household connection. Protected from corrosion by galvanizing. Delivered with protective cap.


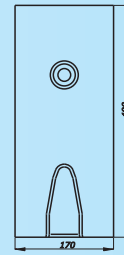
**Package: 60 pcs**  
**Weight: 62 kg/100pcs**  
**Code number: 3890440**

## TIN ROOF TILE FOR HOUSEHOLD CONNECTION – SALONIT

FemaN

Used for household connection. Protected from corrosion by galvanizing. Delivered with protective cap.

**Package: 30 pcs**  
**Weight: 32 kg/100pcs**  
**Code number: 3890441**





## TIN CAP FOR ROOF PIPE 2-3"

FemaN

Used for placing onto roof girders (2, 2 ½ and 3") to prevent water penetration into the pipe. Protected from corrosion by galvanization.

**Package: 50 pcs**  
**Weight: 13 kg/100pcs**  
**Code number: 3890250**

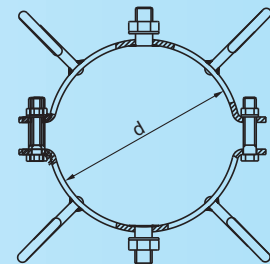


## STEEL PIPE RING FOR HANGING ABC ON POLES WITH 4 CONNECTOR AND 2 CONSOLAS

FemaN

Code number	d mm	Package pcs	Weight kg/100pcs
3891130	120-130	5	172
3891150	130-150	5	182
3891170	150-170	5	208
3891200	170-200	5	187
3891250	200-250	5	215
3891300	250-300	5	253
3891360	300-360	5	280

It is used to tighten support and tension elements on concrete, steel and wooden posts, or when more than a few household connections are needed at one place. Usually Zn coated, but on customer's request hot-dip galvanized

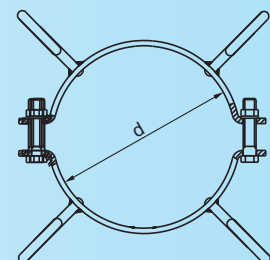


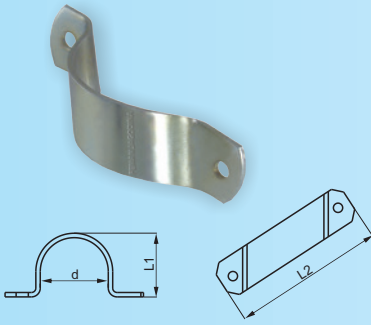
## STEEL PIPE RING FOR HANGING ABC ON POLE WITH 4 CONNECTORS

FemaN

Code number	d mm	Package pcs	Weight kg/100pcs
3895130	120-130	5	172
3895150	130-150	5	182
3895170	150-170	5	208
3895200	170-200	5	187
3895250	200-250	5	215
3895300	250-300	5	253
3895360	300-360	5	280

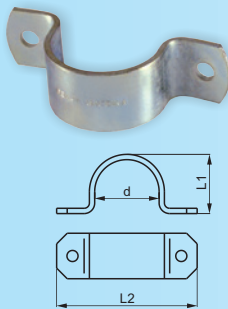
It is used to tighten support and tension elements on concrete, steel and wooden posts, or when more than a few household connections are needed at one place. Usually Zn coated, but on customer's request hot-dip galvanized






Code number	Designation	d mm	L1 mm	L2 mm	Package pcs	Weight kg/100pcs
3890524	2"	61	56	155	50	38
3890527	2,5"	77	72	171	50	43
3890532	3"	90	85	188	50	54

It is used to tighten support of roof brackets onto roof construction. Usually Zn-coated, but on customer request hot-dip galvanized.




Code number	Designation	d mm	L1 mm	L2 mm	Package pcs	Weight kg/100pcs
3890523	2"	61	56	133	50	35
3890525	2,5"	77	72	149	50	40
3890530	3"	90	85	162	50	46

It is used to tighten support of roof brackets onto roof construction. Usually Zn-coated, but on customer's request hot-dip galvanized.



Code number	Designation	d mm	L mm	Package pcs	Weight kg/100pcs
3890682	2"	61	175	50	69
3890684	2,5"	77	192	50	71
3890686	3"	90	210	40	99

It is used for one-sided anchoring of roof pipe support (bracket) and for connecting ABC cables by tension clamp. Usually Zn-coated, but on customer's request hot dip galvanized.



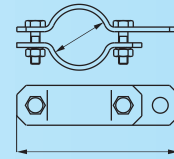
Code number	Designation	d mm	L mm	Package pcs	Weight kg/100pcs
3890642	2"	61	175	50	85
3890644	2,5"	77	192	50	92
3890646	3"	90	210	40	97

It is used for one-sided anchoring of roof pipe support (bracket) and for connecting of ABC cables by tension clamp. Usually Zn-coated, but on customer's request hot-dip galvanized.

## SINGLE HOLE PIPE RINGS

Code number	Designation	d mm	L mm	Package pcs	Weight kg/100pcs
3890620	2"	61	175	50	68
3890625	2,5"	77	192	50	70
3890630	3"	90	210	40	98

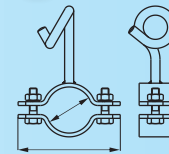
It is used for single sided anchoring of roof-pipe support (bracket) and to connect ABC cables by tension clamp. Usually Zn- coated, but on customers request hot-dip galvanized.



## BENT HOOK PIPE RINGS

Code number	Designation	d mm	L mm	Package pcs	Weight kg/100pcs
3890652	2"	61	135	50	69
3890654	2,5"	77	152	50	71
3890656	3"	90	190	40	99

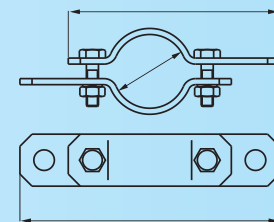
It is used for single sided anchoring of roof-pipe support (bracket) and to connect ABC cables by tension clamp. Usually Zn- coated, but on customer request hot-dip galvanized.



## DOUBLE PIPE RINGS WITH TWO HOLES

Code number	Designation	d mm	L1 mm	L2 mm	Package pcs	Weight kg/100pcs
3890662	2"	61	175	215	40	73
3890664	2,5"	77	192	232	35	76
3890666	3"	90	210	250	35	104

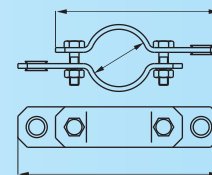
Used for double sided anchoring of roof pipe support (bracket) using a tension bar. Usually Zn- coated, but on customers request hot-dip galvanized.



## DOUBLE PIPE RINGS WITH TWO HOLES AND RINGS

Code number	Designation	d mm	L1 mm	L2 mm	Package pcs	Weight kg/100pcs
3890692	2"	61	175	215	50	74
3890694	2,5"	77	192	232	50	77
3890696	3"	90	210	250	40	105

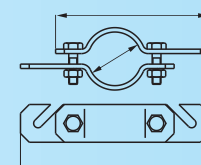
It is used for double sided anchoring of roof-pipe support (bracket) and for connecting ABC cables using tension clam. Usually Zn-coated, but on customer's request hot-dip galvanized.



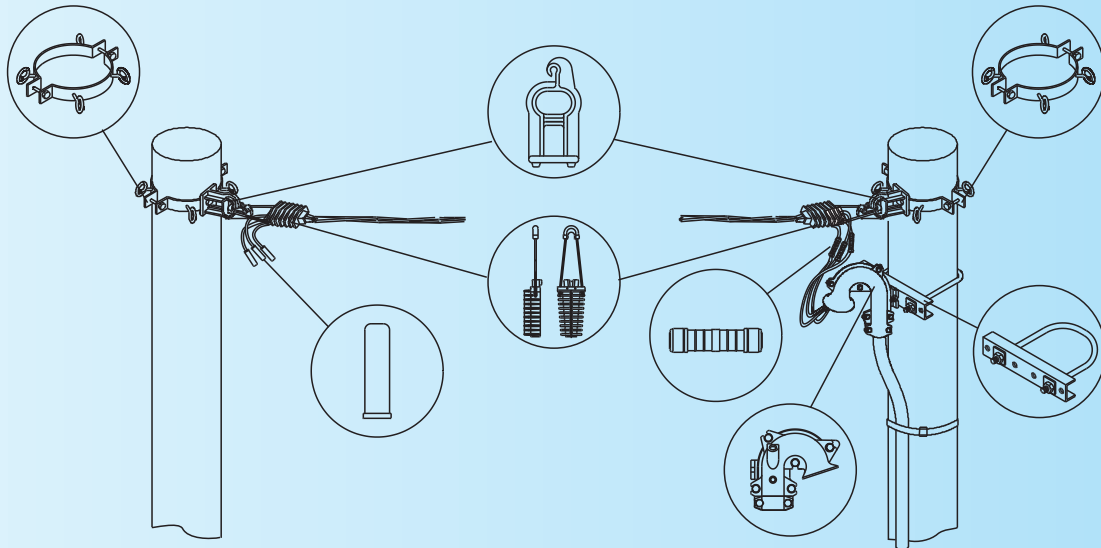
## DOUBLE PIPE RINGS WITH TWO NOTCHES

Code number	Designation	d mm	L1 mm	L2 mm	Package pcs	Weight kg/100pcs
3890672	2"	61	175	215	40	72
3890674	2,5"	77	192	232	35	75
3890676	3"	90	210	250	35	103

It is used for double sided anchoring of roof-pipe support (bracket) and to connect ABC cables using tension clamp. Usually Zn- coated, but on customer's request, hot-dip galvanized.

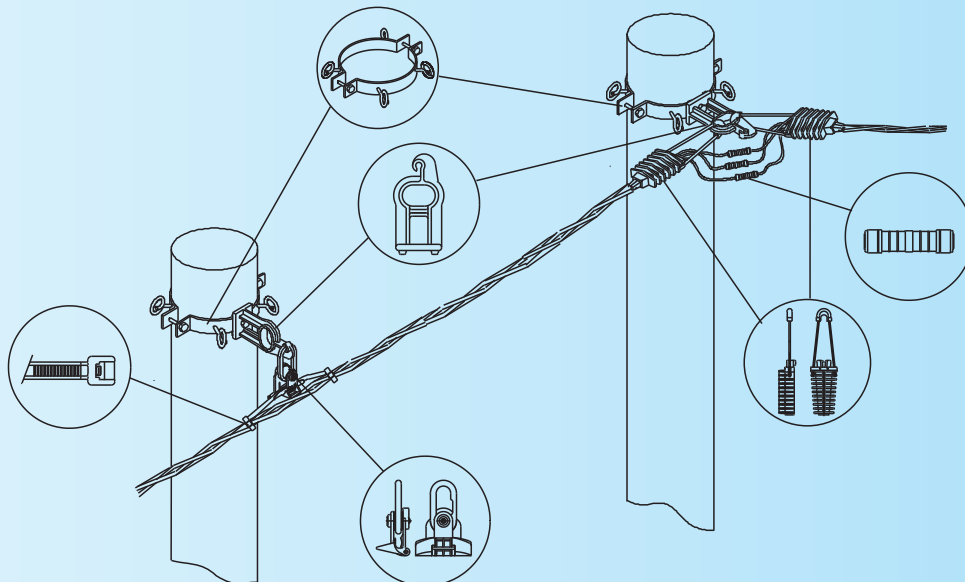









Distributing self-supporting bunch termination is shown on the picture above. Tension clamp is hung on the Al universal pillar bracket. Distributing self-supporting bunch is hold-tensioned by tension clamp. Holding is made by supporting conductor (54-71,5mm) and the conductors terminations are insulated by terminating insulated caps Crossing from distributing self-supporting bunch to the cable is made by tension clamp, Al universal pillar bracket and suitable cable head – VKG. The cable head is mounted on the steel pillar bracket. The cable is lead through the cable head and is filled by bitumen to prevent water penetration. The cable is connected by FID sleeves on the cross points. The self-supporting carrying bracket is used for fixing of Al universal pillar bracket on the pillar but in the same way the steel bracket for general purpose can be used.

CARRIED AND ANGULAR SUPPORT. AND ATTACHING OF SELF SUPPORTING BUNCH


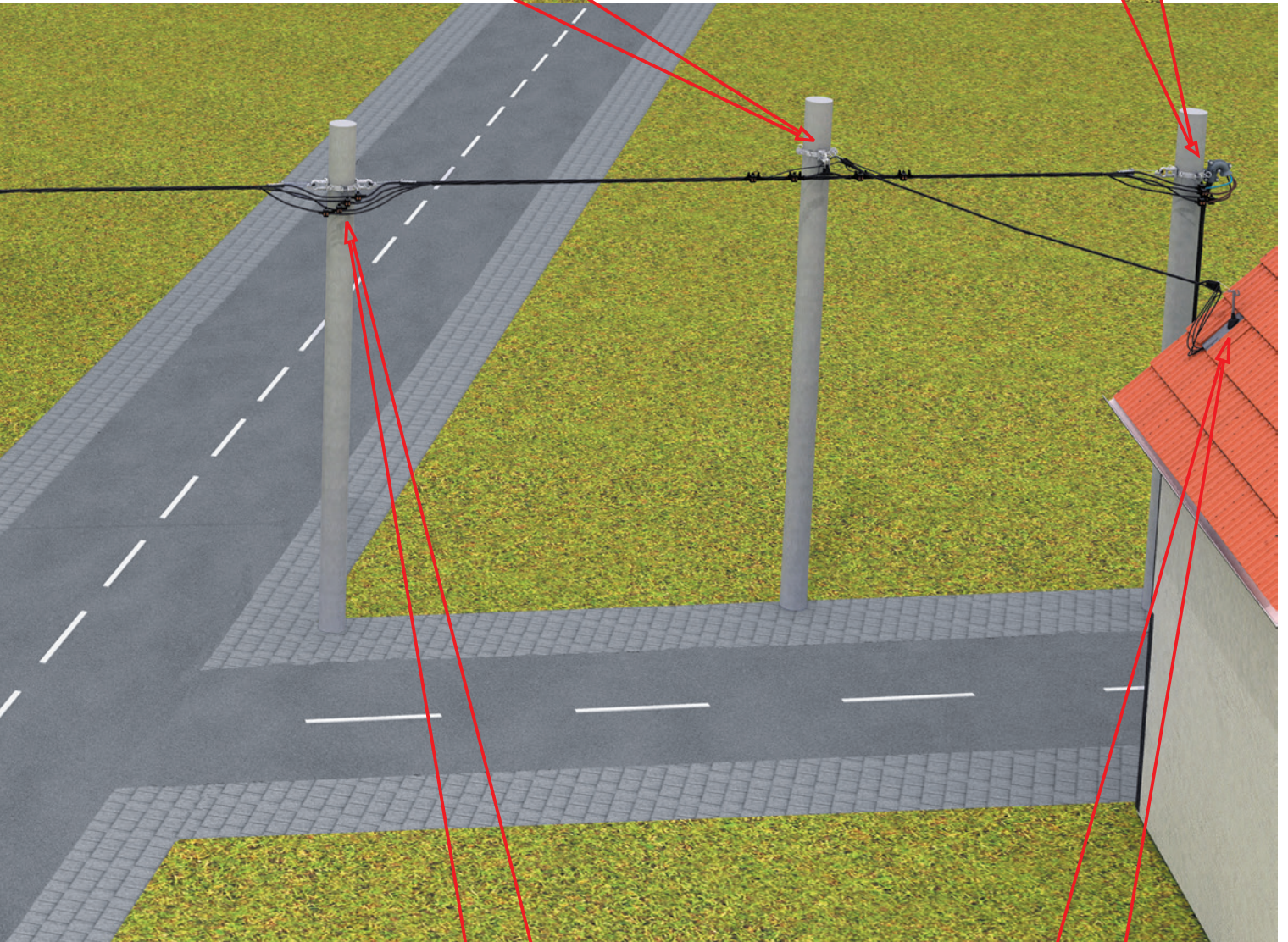




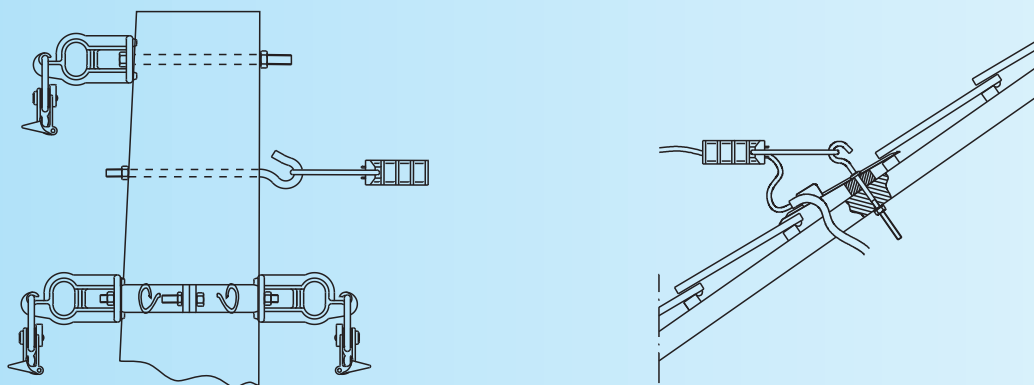
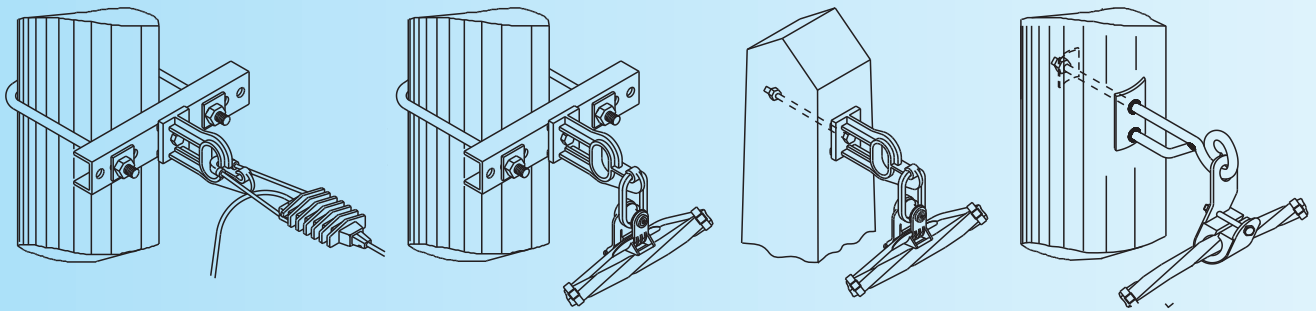
Self supporting bunch support holding is made by clamp for carrying support and Al universal pillar bracket. Holding is made by carrying conductor (54-71.5mm) and from the both side of the clamp, self-supporting bunch is caught by cable splices to prevent disentangling. After assembling of conductor, special fastener on the clamp should be closed to prevent self-supporting bunch slacking. The direction changing of distributing self-supporting bunch (angular supporting) can be done by means of two clamps which are hung on Al universal pillar bracket. Also, in this way it could be done the attaching of self supporting bunch by means of FID insulated waterproof sleeves. The pillar bracket with hooks is used for fixing Al universal bracket on the pillar, but at the same time, multi purpose bracket can be also used.

# AN EXAMPLE OF PROPER APPLI



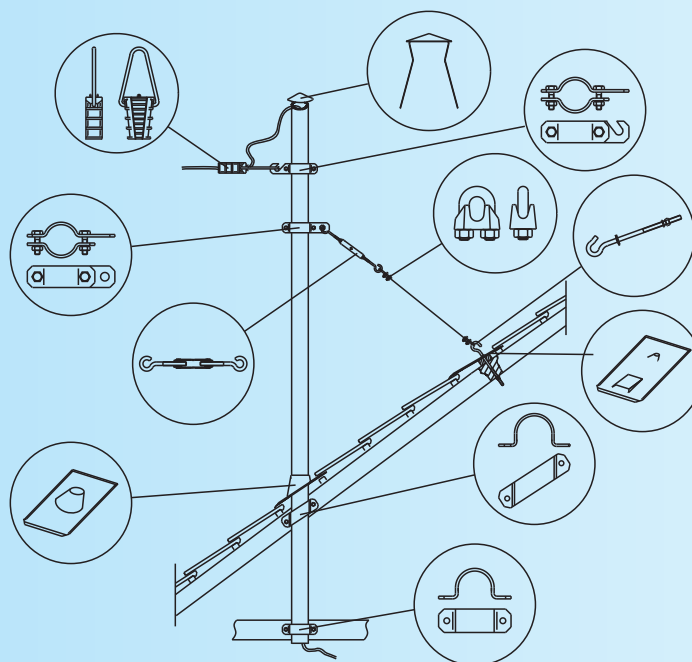
# ANCE OF EQUIPMENT FOR LV ABC





On the pillar by means of: 1) bracket with clamp  
2) bolt with hook and tension clamp for housing connector  
3) pillar bracket with hooks

On the roof by means of clamp for housing connector,  
bolt with hook and tin roof unit for housing connector

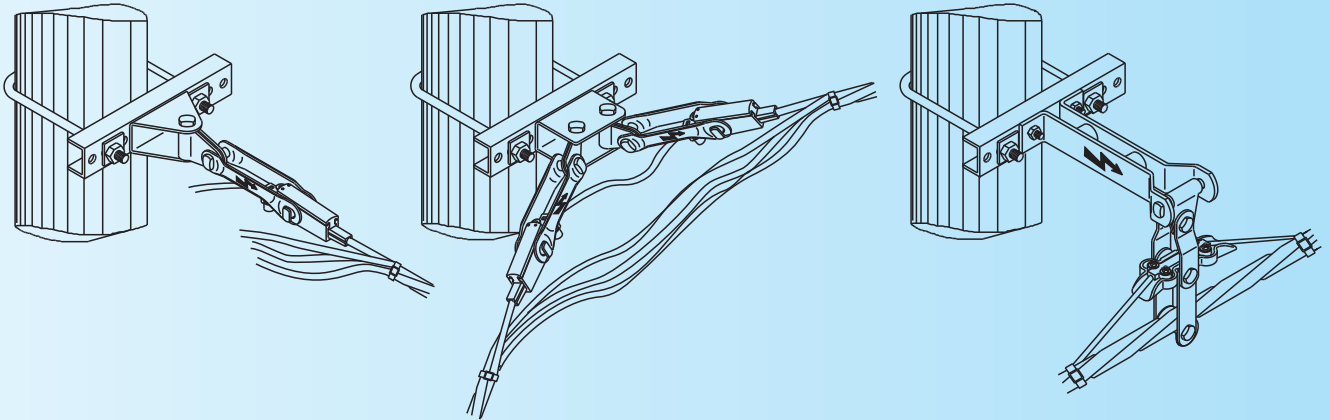


Housing connector can be attached by means of the pipe roof carrier as shown on the picture above. It is necessary to tighten the pipe roof carrier on the roof construction by pipe rings (flat and sloped) and to ensure it by tightening with steel rope, bolt with hook and hat, tensioning bar, bracket. Tin roof unit for roof carrier and tin roof unit for anchor are used to prevent water penetration.

Tension and support

Tension in angular position

Supporting

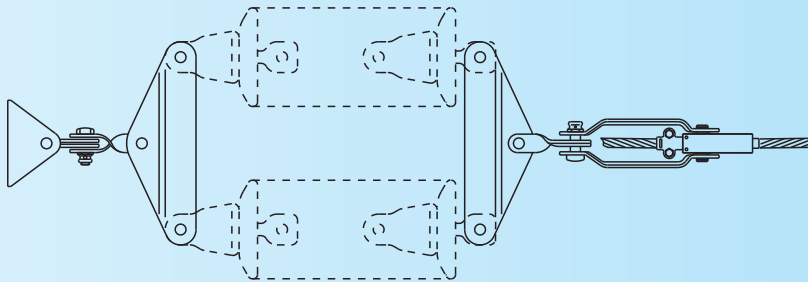


EQUIPMENT FOR TENSION INSULATING CHAINS – FOR AL-STEEL CONDUCTORS

Equipment for single tension insulating chains

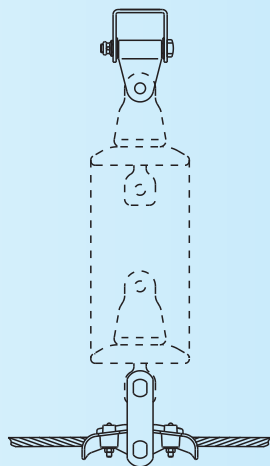


Equipment for double tension insulating chain

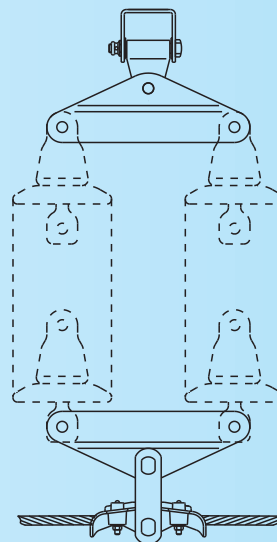


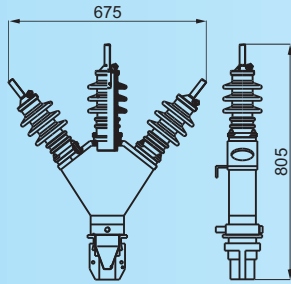

EQUIPMENT FOR SUPPORT. INSULATING CHAINS – FOR AL-STEEL CONDUCTORS

Equipment for single support insulating chain



Equipment for double support insulating chain





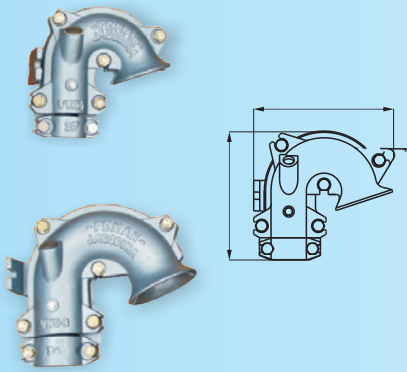
Cable head type KGTs-10 is used for outside assembling for terminating of three-wire cables with insulation made of impregnated paper with copper or aluminum conductors with cross sections up to 240 mm<sup>2</sup>, at voltage up to 10 kV. The cable head consists of the following parts

- silumine cable head housing
- two porcelain and one glass insulator (the middle insulator is made of glass and used for visual control of oil level)
- copper funnel, which is tightened to lower part of the housing, through which cable goes into the head. The funnel is also used for weld lead-coating of cable so the space between the cable and the head becomes hermetically closed.
- assembly arerial

Detailed procedure for assembling is described in the assembly instructions which is delivered with each order. When assembling is finalized, the cable head is filled with oil mass through the opening of the middle insulator cap which is part of assembling equipment.


Note: Al-Cu bolt is ordered separately

**Package: 1 pc**  
**Weight (without oil): 13 kg/pc**  
**Code number: 4800010**



Code number	Designation	Max. cable mm <sup>2</sup>	A mm	B mm	Package pcs	Weight kg/pc
3800001	VKG 1	to 4 x 50	213	220	1	1,70
3800003	VKG 3	to 4 x 150	255	290	1	2,16

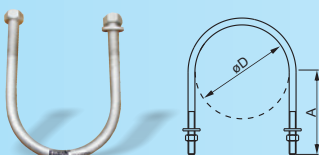
Used when crossing from cable line onto self-supporting cable bunch or vice versa. At the end of the cable line it is necessary to instal an appropriate cable head which consists of upper part and clamping ring, as well as nuts which mutually connect the parts of the head. On the lower section there is a connecting part for securing the cable head to the wall or post. On the general use bracket there are holes for tightening of VKG cable head. Bitumen mass is poured through the opening on top of the head, to prevent humidity penetration into the cable. The cable head is cast in silumine, and it is easy to assemble.



Code number	Type	L mm	Package pcs	Weight kg/pc
4894000	L375	375	1	2,32
4894002	L480	480	1	2,80

Used for tightening Al universal bracket on posts, VKG cable heads, equipment for LV ABC cables etc. Secured by bracket clamping ring for posts. Usually Zn\*- plated, but on customer's request we do hot-dip galvanizing. NOTE: Steel support rings for this bracket are found on page 46.

**Length: 375 mm**  
**Package: 5 pcs**  
**Weight: 2,80 kg/pc**  
**Code number: 4894002**




Code number	Nominated diameter mm	For pole mm	A mm	Package kom.	Weight kg/100 pcs
4895140	160	100-160	220	10	95
4895190	200	150-200	270	10	115
4895240	250	200-250	320	10	135
4895290	315	250-315	370	10	160
4895400	400	315-400	430	10	200

## DOUBLE HINGE SUPPORT WITH TWO WEDGES

FemaN

Used for angle linking of general use bracket and two tension support clamps during double tension supporting of LV ABC cables or uninsulated Al-steel rope. Usually Zn - plated, but on customer's request we do hot-dip galvanizing.

**Package: 10 pcs**  
**Weight: 2 kg/pc**  
**Code number: 4894004**




## HINGE SUPPORT WITH WEDGE

FemaN

Used for linking of general use bracket and tension supporting clamp during single tension supporting of LV ABC cables or uninsulated Al-steel rope. Usually Zn - plated, but on request we do hot-dip galvanization.

**Package: 10 pcs**  
**Weight: 1,2 kg/pc**  
**Code number: 4894005**

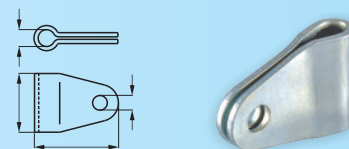


## HINGE

FemaN

Used for linking tension support clamps of LV ABC cables to hinge carrier (during tension support of uninsulated Al-steel rope) Usually Zn - plated, but on request we do hot-dip galvanization.

**Package: 10 pcs**  
**Weight: 0,48 kg/pc**  
**Code number: 4894006**




## HINGES

FemaN

Code number	A mm	B mm	Package pcs	Weight kg/100pcs
4703020	93	46	10	72
4703022	127	62	10	112
4703024	127	94	10	160

Hinges are used for tension supporting of mid-voltage equipment (1-35kV). Protected by Zn - plating, but on customer's request we hot-dip galvanize them.

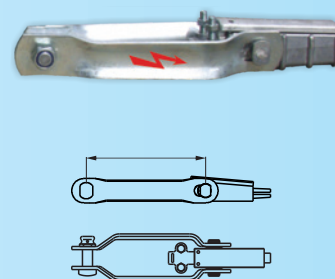


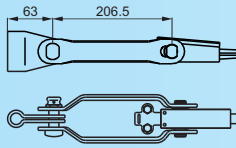
## CLAMP FOR TENSIONING OF MID-VOLTAGE ABC AND AI-STEEL ROPES

FemaN

Code number	Clamp for Al-Steel rope mm <sup>2</sup>	Package pcs	Weight kg/100pcs
4853350	35	10	79,6
4853500	50	10	80,2
4853700	70	10	91,4
4853950	95	10	92,1

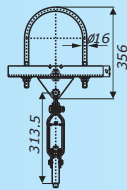
Used for terminal and angular tensioning support of MV ABC cable bunch (uninsulated Al-steel rope). Supporting is done via the carrying rope. Used with a complete set consists of hinge, hinge support and general use bracket (which is separately ordered). Min. breaking force is 40 kN. NOTE: When ordering, please mark if it is for ABC or uninsulated rope.





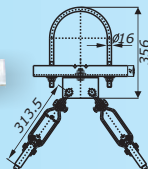
Code number	Clamp for Al-Steel rope mm <sup>2</sup>	Package pcs	Weight kg/100pcs
4850350	35	10	246,0
4850500	50	10	246,4
4850700	70	10	257,0
4850950	95	10	258,5

It is used for double angular and tensioning support of mid-voltage cable bunch (non insulated Al-steel rope). Supporting of MV ABC cables is done through the carrying rope. It is used in combination with the hinge support and the general purpose bracket. (ordered separately). Minimum breaking force is 40 kN (without tension bearing clamp) NOTE: When ordering, please indicate if it is for ABC or for non insulated rope.



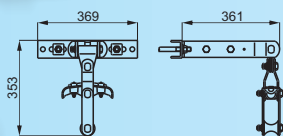
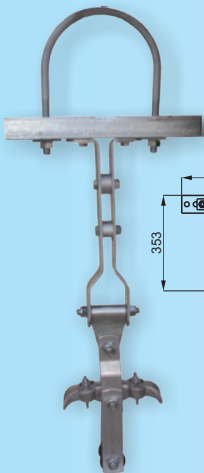
Code number	For post ø mm	Package pcs	Weight kg/100pcs
4892160	160	1	4,67
4892200	210	1	4,87
4892250	250	1	5,12
4892315	315	1	5,27

This equipment includes clamp for mid-voltage ABC, hinge, hinge support, general purpose bracket and an appropriate support ring. Usually cold galvanized, but on customer's request we do hot-dip galvanizing.



Code number	For post ø mm	Package pcs	Weight kg/100pcs
4893160	160	1	5,47
4893200	210	1	5,67
4893250	250	1	5,92
4893315	315	1	6,07

It includes two clamps for mid-voltage ABC, two hinges, double hinge support, general purpose bracket, and an appropriate support ring. Usually cold galvanized, but on customers request hot-dip galvanizing.



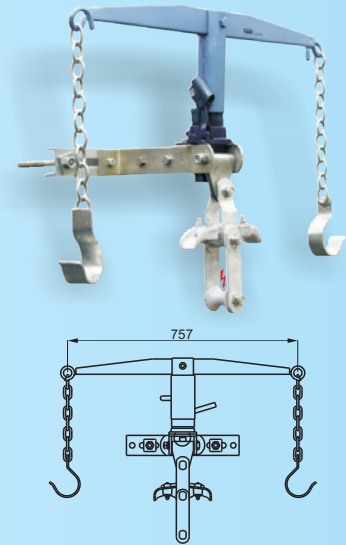
Code number	For post ø mm	Package pcs	Weight kg/100pcs
4891160	160	5	7,25
4891200	200	5	7,25
4891250	250	5	7,25
4891315	315	5	7,25

Used for carrying support of MV ABC cables on posts. Min. breaking force is 40kN (without carrying clamp). Steel parts are usually cold galvanized, but on customer's request we do hot-dip galvanizing.

This device for transferring cable bunch from pulley tackle onto supporting clamp is a new product on the Euro market. It is very simple to work with and makes the job of mounting cable bunches easier. It is intended for laying mid-voltage cable bunches and also for mounting ABC of 0,4 kV. The device has a built-in hydraulic by which cable bunch is risen over yoke and chain and transmitted to the supporting clamp. DEVICE FOR TRANSFERRING CABLE BUNCH FROM PULLEY TACKLE ONTO SUPPORTING CLAMP CONSISTS OF:

1. Manual hydraulic elevator 1,5 t
2. Handle
3. Pulley tackle supporter
4. Bracket
5. Support clamp structure


**Package: 1 pc**  
**Device weight: 7 kg**  
**Code number: 4880010**



## EQUIPMENT FOR SUPPORTING INSULATOR CHAINS

The equipment for single support insulator chain consists of hinge carriers with a wedge and carrying support clamp. Equipment for double support insulator chain consists of hinge support with a wedge, two spacer sleeves and a clamp for carrying support. Equipment does not include insulators, i.e. they are ordered separately. Steel parts are usually cold galvanized, but on customers request hot-dip galvanized.

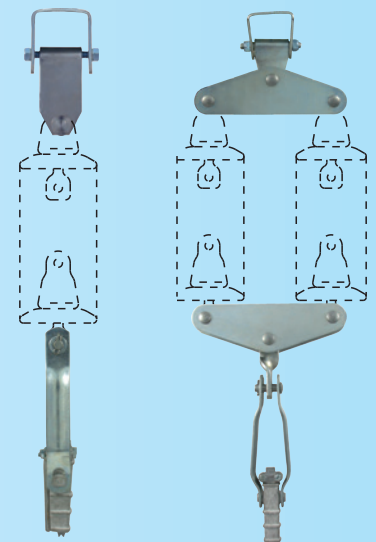
Code number	Chain type	Package pcs	Weight kg/pc
4890211	Single	10	-
4890212	Double	10	-



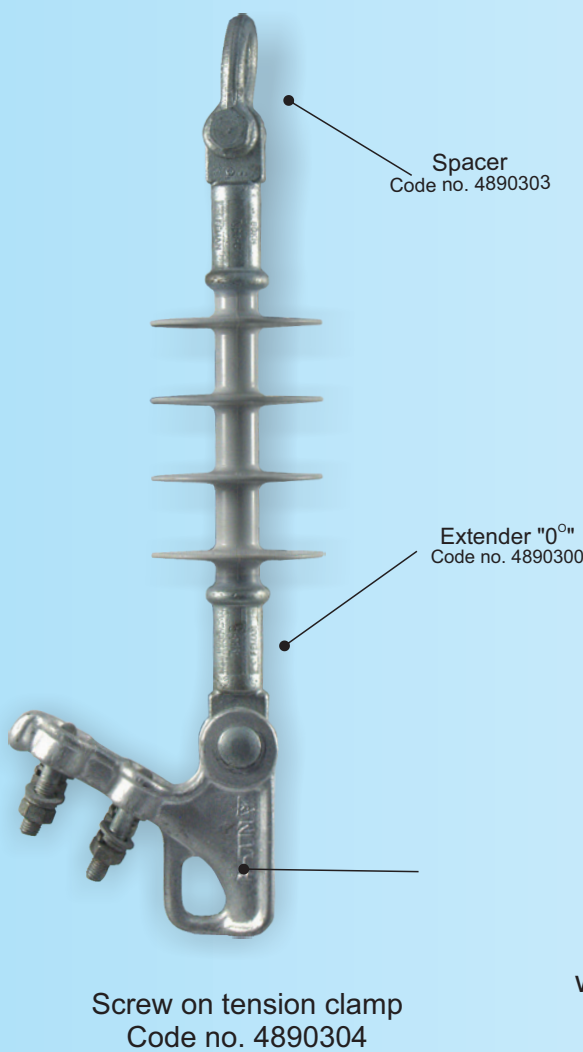
## EQUIPMENT FOR TENSION INSULATOR CHAINS

Code number	Chain type	Package pcs
4890201	Single	10
4890202	Double	10

Equipment for single tension insulator chain consists of hinge carrier with a wedge and tension support clamp. Equipment for double tension insulator chain consists of hinge carrier with a wedge, two extensions, two spacer sleeves and the tension support clamp. Equipment does not include insulators - they are ordered separately. When ordering, indicate type of insulators and the insulator number in the chain. Steel parts are usually cold galvanized, but on customer's request we do hot-dip galvanizing.



Code number	Type	Voltage kV	Rated voltage kV	Breaking force daN
4890311	Set - single with wedge shape	10	90	4000
4890321	Set - single with wedge shape	20	130	4000
4890331	Set - single with wedge shape	35	145	4000
4890411	Set - single with screw clamp	10	90	4000
4890421	Set - single with screw clamp	20	130	4000
4890431	Set - single with screw clamp	35	145	4000
4890312	Set - double with wedge shape	10	90	4000
4890322	Set - double with wedge shape	20	130	4000
4890332	Set - double with wedge shape	35	145	4000
4890412	Set - double with screw clamp	10	90	4000
4890422	Set - double with screw clamp	20	130	4000
4890432	Set - double with screw clamp	35	145	4000




Single tension chain  
with wedge shape clamp  
- set -



Tension silicon composite insulators are used for tension and support hanging for non-insulated overhead lines from 10 to 35kV. They are made in accordance with IEC 6109-1992-03 standard and usually produced for mechanical loading force of 4000 daN. They are very light compared to ceramic and glass insulator sets providing quick and easy assembling. Corrosion protection is usually performed by cold galvanization, but at the customer's request we do hot-dip galvanization.

Tension silicon composite insulators are used for tension and support hanging for non-insulated overhead lines from 10 to 35kV. They are made in accordance with IEC 6109 - 1992 -03 standard and usually produced for mechanical loading force of 4000 daN. They are very light compared to ceramic and glass insulator sets providing quick and easy assembling. Corrosion protection is usually performed by cold galvanization, but at the customer's request we do hot-dip galvanization.

Single tension chain with screw clamp - set -



Double tension chain with screw clamp - set -




Double tension chain with wedge clamp - set -

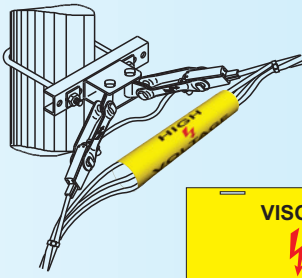


Code number	Type	Voltage kV	Rated voltage kV	Breaking force daN
4890311	Set - single with wedge shape	10	90	4000
4890321	Set - single with wedge shape	20	130	4000
4890331	Set - single with wedge shape	35	145	4000
4890411	Set - single with screw clamp	10	90	4000
4890421	Set - single with screw clamp	20	130	4000
4890431	Set - single with screw clamp	35	145	4000
4890312	Set - double with wedge shape	10	90	4000
4890322	Set - double with wedge shape	20	130	4000
4890332	Set - double with wedge shape	35	145	4000
4890412	Set - double with screw clamp	10	90	4000
4890422	Set - double with screw clamp	20	130	4000
4890432	Set - double with screw clamp	35	145	4000

Silicone composite support insulators are used for MV uninsulated overhead lines from 10 to 35 kV. Made in accordance with IEC 6109-1992-03 standard. They are usually produced for mechanical loading force of 4000 daN. They are very light compared to ceramic and glass insulator sets providing quick and easy assembling. Corrosion protection is performed by Zn plating, but at the customer's request we do hot-dip galvanization.




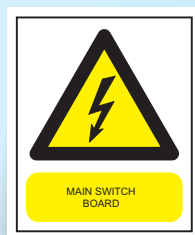
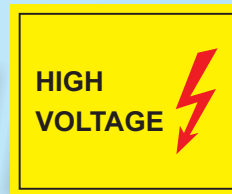
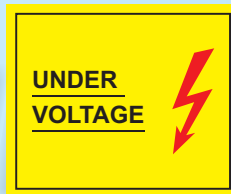
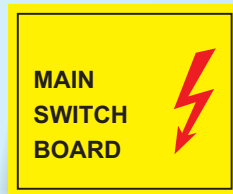

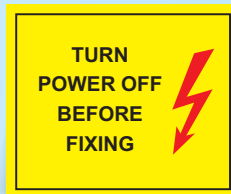
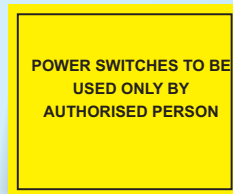
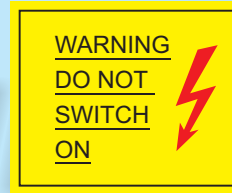
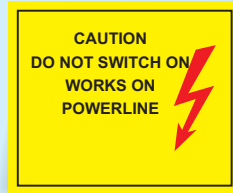


Code number	Type	Voltage kV	Rated voltage kV	Breaking force daN
4890511	Set - Single chain support	10	90	4000
4890521	Set - Single chain support	20	130	4000
4890531	Set - Single chain support	35	145	4000
4890512	Set - Double chain support	10	90	4000
4890522	Set - Double chain support	20	130	4000
4890532	Set - Double chain support	35	145	4000



Dimensions: 320x150 mm  
Code: 4703200

This signs are made from Self extinguish plastic material, resistant to all wether conditions. These signs convey messages or warnings. Sheets are easy to bent, and easily adjusted to every form. We also manufacture custom signs (Please mark the text you wish to have on the sign when ordering).



These signs convey messages or warnings. They are made on aluminum or on self-adhesive foil with weather resistant colors. We also manufacture custom signs (Please mark the text you wish to have on the sign when ordering).

Dimensions: 100x120 (120x100) mm  
Code: 4703050


Code number	Name	Dimensions mm	Package pcs	Weight kg/100pcs
4703035	Cable route marker plate 0,4KV	92x64	50	22,8
4703036	Two-cable route marker plate 0,4KV	92x64	50	22,8
4703037	One cable left-turn marker plate 0,4KV	92x64	50	22,8
4703038	One cable right-turn marker plate 0,4KV	92x64	50	22,8
4703039	Two cable left-turn marker plate 0,4KV	92x64	50	22,8
4703040	Two cable right-turn marker plate 0,4KV	92x64	50	22,8
4703045	Cable route marker plate 1KV	92x64	50	22,8
4703046	Two-cable route marker plate 1KV	92x64	50	22,8
4703047	One cable left-turn marker plate 1KV	92x64	50	22,8
4703048	One cable right-turn marker plate 1KV	92x64	50	22,8
4703049	Two cable left-turn marker plate 1KV	92x64	50	22,8
4703050	Two cable right-turn marker plate 1KV	92x64	50	22,8
4703055	Cable route marker plate 10KV	92x64	50	22,8
4703056	Two-cable route marker plate 10KV	92x64	50	22,8
4703057	One cable left-turn marker plate 10KV	92x64	50	22,8
4703058	One cable right-turn marker plate 10KV	92x64	50	22,8
4703059	Two cable left-turn marker plate 10KV	92x64	50	22,8
4703060	Two cable right-turn marker plate 10KV	92x64	50	22,8
4703061	Cable route marker plate 20KV	92x64	50	22,8
4703062	One cable left-turn marker plate 20KV	92x64	50	22,8
4703063	One cable right-turn marker plate 20KV	92x64	50	22,8
4703065	Cable route marker plate 24KV	92x64	50	22,8
4703066	Two-cable route marker plate 24KV	92x64	50	22,8
4703067	One cable left-turn marker plate 24KV	92x64	50	22,8
4703068	One cable right-turn marker plate 24KV	92x64	50	22,8
4703069	Two cable left-turn marker plate 24KV	92x64	50	22,8
4703070	Two cable right-turn marker plate 24KV	92x64	50	22,8
4703072	Cable route marker plate 35KV	92x64	50	22,8
4703073	One cable left-turn marker plate 35KV	92x64	50	22,8
4703074	One cable right-turn marker plate 35KV	92x64	50	22,8
4703051	Cable connector marker plate	92x64	50	22,8
4703076	Telephone marker plate	92x64	50	22,8
4703077	PTT cable marker plate	92x64	50	22,8
4703078	Straight connector marker plate	92x64	50	22,8
4703079	Marker plate for T-connector	92x64	50	22,8
4703080	Marker plate for intersection with waterworks	92x64	50	22,8
4703081	Marker plate for intersection with PTT	92x64	50	22,8
4703082	Marker plate for intersection with sewer	92x64	50	22,8
4703083	Marker plate for intersection with heating pipes	92x64	50	22,8
4703096	Marker plate for underground cable route	92x64	50	22,8



WARNING SIGNS

Code number	Name	Dimensions mm	Package pcs	Weight kg/pc
4703100	Warning sign – High Voltage	200x145	50	8,8
4703103	Warning sign – High Voltage with number	200x145	50	8,8
4703104	Sign for numbering posts	200x145	50	8,8
4703113	Phase numbering sign - white	200x145	50	8,8
4703111	First aid instructions A3	420x297	10	17,6
4703112	Golden Rule A-3	420x297	10	17,6
4703115	Fire extinguisher instructions A-3	420x297	10	17,6
4703102	Warning sign – High Voltage A-3	420x297	10	17,6





Used for tightening cable splices of up to 13 mm width when wrapping and fixing cable bunches. This tie-gun has a tension regulator which enables cutting off access length on splices after regulated force of tension is applied.

**Length: 225 mm**  
**Weight: 0.32 kg/pc**  
**Code number: 1550613**



Designed for pulling and tensioning of Aluminum and Aluminum-steel conductors with outer diameters between 6 and 14 mm. Its construction by lever system grips the conductor and while pulling automatically increases tension force of the grip to the conductor, providing quick and tight connection, for pulling and tensioning. Maximum tension force is 400 kg. This automatic gripper has built-in U-joint which enables quick and easy connection with the pulling device. This gripper is made of special Aluminum alloy

**Length: 308 mm**  
**Weight 1.5 kg**  
**Code number: 1884614**



Used for tensioning of Al-Fe ropes with diameters from 8-24 mm. Made of steel alloy, while the contact pads are of aluminum alloy. If it is used for steel ropes and cables tensioning (please indicate when ordering) the pads are made of carbon steel. Maximum tension force is 2000 kg

**Length: 270 mm**  
**Weight: 3.5 kg**  
**Code number: 1884120**



This device is used for overhead power leads tightening and load lifting. One end of the device is attached to the pole, facade or similar fixed object. By moving handle, the gear system is activated while the chain starts moving. Assembling and use of device is quick and easy. Maximum tension force is 250 kg. Standard length of the chain is 2 meters. At customers demand, we can deliver a longer chain.

**Code number: 6601734**



## DEVICE FOR LEAD TENSIONING AND LOAD LIFTING

FemaN

This device is used for overhead power lines tensioning and load lifting. One end of the device is attached to a pole, facade or similar fixed object. Moving handle activates the gear wheel which starts moving the chain. Assembling and usage are quick and easy. Maximum tension force is 0.75 and 1.5t. Standard length of the chain is 2 meters. At customers demand, we can deliver a longer chain.

Code number: 6600206.....for 0.75 t.  
Code number: 6601826.....for 1.5 t.



## CABLE CUTTERS FLK-325 A

FemaN

Used for cutting of Al and Cu cables without steel sheath up to 185 mm<sup>2</sup>.

Length: 265 mm  
Weight: 0.63 kg/pc  
Code number: 1510325



## MANUAL CUTTERS FOR Al AND Cu CABLES

FemaN

Code number	Designation	ø cable size mm	Length mm	Weight kg
1800040	FM - 40	28	700	3,20
1800450	FLK - 450	25	470	1,75
1801325	FLK - 325	40	1126	4,36

The cutting angle of these cutters is set for cutting aluminum and copper cables. **It is forbidden** to cut Al-steel ropes, because it would cause permanent damage to the blades. The cut is clean and does not require additional finishing.



## MANUAL CUTTERS FOR CUTTING Al-steel CONDUCTORS

FemaN

Code number	Designation	ø cut for Al-steel	ø cut for iron	Cable max. ø diameter	Length mm	Weight kg
1800154	FM - 154	10	7	16 120	470	1,94
1800880	FRC - 800	14	10	20 185	780	3,95

With these cutters the razor is designed to cut Al-steel ropes. The cutting angle is such that during cutting, rope wires are pressed and they do not scatter. The rope end, cut in this way, is easy to pull into jointing sleeve.





Used for crimping 10-300 mm<sup>2</sup> Cu cables and 16-240 mm<sup>2</sup> Al cables. The head rotates 360° permitting work from all angles. To power this hydraulic head use FEMAN hydraulic pump FKPU-700D which is ordered separately.

**Length: 213 mm**  
**Weight: 2,41 kg**  
**Code number: 1870300**



A very compact crimper with an installed high pressure hydraulic pump of 700 bar. Used for crimping of cable accessories for Cu cables 10-300mm and Al cables 10-240 mm, threaded copper connectors, shaping inputs and MJPB, MJPT connectors. Head of the press is turned by 360 degrees which enables crimping in every position. The crimper and matrixes for crimping come in their own metal case.

**Length: 460mm**  
**Weight: 3,3kg**  
**Code number: 1870291**



1800325



1800327

Code number	Die type	Package pcs	Weight kg/100pcs
1800325	E 140	1	12
1800327	E 173	1	11

Inputs are used for crimping of FID sleeves and CPTAU lugs. Hexagonal crimping is directly performed through the insulation with excellent mechanical and electrical characteristics. For crimping of FID sleeves and CPTAU lugs, use one of the "FEMAN" presses FRP 300, FRHP 300, FHP 300, FAP 240, FAP 300, FAP 400.



This crimper is the result of the ongoing improvement of FEMAN's manual mechanical crimpers, so today, it is considered to be the best mechanical crimper. The head rotates for 360° which permits crimping at all positions. The telescoping handles can be extended from 600-800 mm and depending on the length they reduce the working force. The handles are pulled out when working on larger crimps, but for smaller cross section - crimping, the standard length is sufficient. The crimper and crimping matrixes come with their own metal case.

**Length: 510 mm**  
**Weight: 3,04 kg**  
**Code: 1800299**



## HYDRAULIC PUMP 700bar - FHPU 800

FEMAN

The two-step action system, which helps reaching the pressure of 200 bar much faster, automatically activates the toggle which enables the second speed of oil flow, and thus decelerate the operation speed and makes this pump far easier to handle and work with than similar, previously used pumps. The pump consists of: the hydraulic assembly, reservoir, handle/lever, high pressure hose with connector and lever for releasing pressure. Every FEMAN hydraulic tool may be used with this pump.

**Length: 520 mm**  
**Weight: 10,80 kg**  
**Code number: 1853708**



## BATTERY OPERATED CRIMPING TOOL FAP-60

FEMAN

Crimping force: 60KN  
Stroke: 17mm  
Crimps per charge: approx. 160 crimps (Cu 150mm<sup>2</sup>)  
Crimping cycle: 3s up to 6s (depending on size)  
Weight: approx. 4.70 kg (not incl. Battery)  
Battery voltage: 12V  
Battery capacity: 2.5Ah  
Charging time: 1.5h  
ACCESSORIES:  
Crimping dies: 16, 25, 35, 50, 70, 95,  
120, 150, 185, 240, 300mm<sup>2</sup>

Battery: 2pcs  
Battery charger: 1set  
All-main set: 1set  
Rubber O-ring used in cylinder: 1set  
Rubber O-ring used in safety valve: 1set  
AVAILABLE DIES  
Cu compression cable lugs and compression joints: 16-300mm<sup>2</sup>  
Al compression cable lugs and compression joints: 10-240mm<sup>2</sup>

**Code number: 6604167**



## BATTERY OPERATED SCISSORS AND CRIMPING TOOL FAMP-42

FEMAN

Crimping force: 60KN  
Stroke: 42mm  
Crimping cycle: 5s up to 8s (depending on conductor size)  
Cutting time: 8s up to 20s (depending on cable diameter)  
Weight: approx 5.1kg (not incl. Battery)  
Battery voltage: 12V  
Battery capacity: 2.5Ah  
Crimping capacity: approx. 120 crimps (Cu 150mm<sup>2</sup>)  
Punching capacity: approx. 60 holes (in 3.0mm mild steel)  
Cutting capacity: approx. 70 cuts (4\*7mm<sup>2</sup> NY) )  
Charging capacity: approx. 1.5h

ACCESSORIES:  
Dies and adapters:  
Rubber O-ring used in cylinder: 1set  
Rubber O-ring used in safety valve: 1set  
Battery: 2pcs  
Battery charger: 1pc

**Code number: 6604162**



*punching al sheets*



*conductor cutting*



*pressing of joining elements*

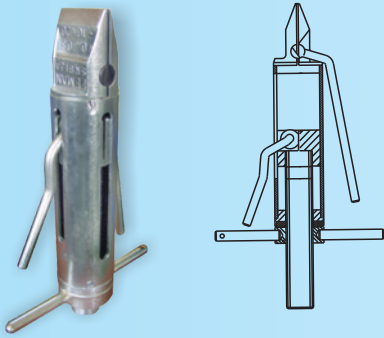
Used for crimping copper sleeves and lugs diameter 10-300mm<sup>2</sup> and aluminum cable lugs and sleeves diameter 16-240mm<sup>2</sup>.

Used for cutting copper and aluminum cables up to Ø40mm

Examples of various binding elements with perforated bands to steel and concrete posts



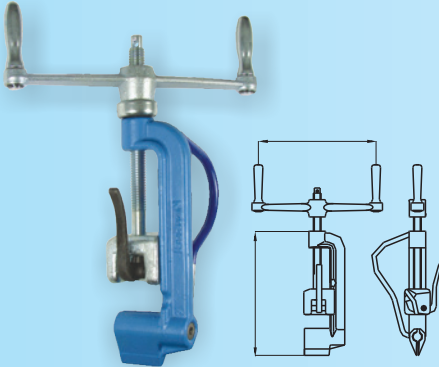
***Quick, simple, safe, permanent,  
without welding or drilling with expensive tools***



Used for tightening and cutting of stainless steel bands (steel support rings) used for securing equipment to poles. This is a very reliable and practical way for quick and easy securing of brackets, stands, supports, lamps, protection devices, signs, etc. on metal, concrete or wooden pole - supports, making a long lasting, greatly tightened, secure attachment without drilling and welding.

This system has long been in use by the electrical industry in the developed countries.

**Packing: 1 pcs**  
**Weight: 1.78 kg/ pcs**  
**Code number: 4710000**

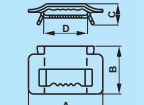


Used for tightening and cutting of stainless steel bands (steel support rings) used for securing equipment to poles. This is a very reliable and practical way for quick and easy securing of brackets, stands, supports, lamps, protection devices, signs, etc. on metal, concrete or wooden pole - supports, making a long lasting, greatly tightened, secure attachment without drilling and welding.

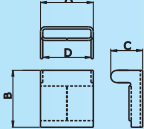
This system has long been in use by the electrical industry in the developed countries.

**Packing: 1 pcs**  
**Weight: 1.8 kg/ pcs**  
**Code number: 4710002**

A13  
A19

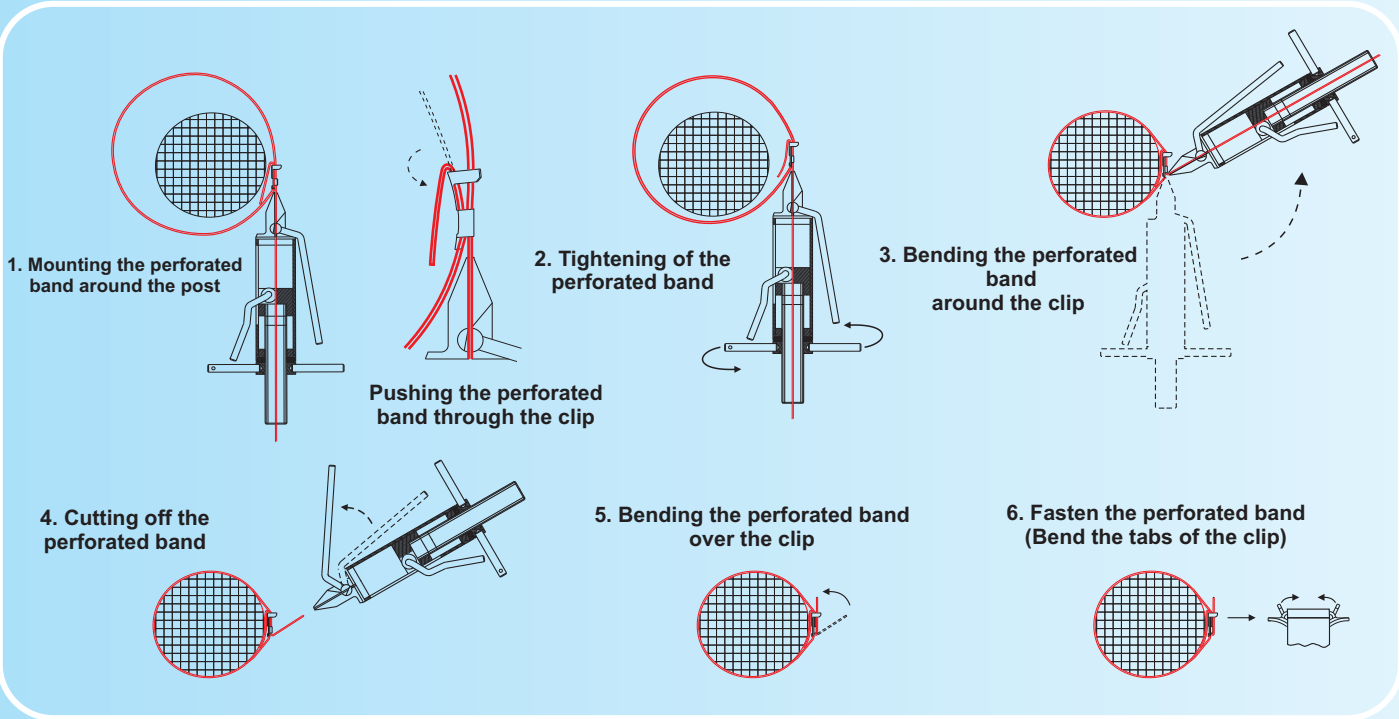


A20



Code number	Type	A mm	B mm	C mm	D mm	Package pcs	Weight kg/100 pcs
4710213	A13	32	27	10	16	100	1,0
4710219	A19	42	27	12	25	100	1,2
4710320	A20	23.2	25	14	21.2	150	0.8

Used for attaching stainless steel bands to poles.



## STAINLESS STEEL BAND IN PLASTIC CASE


Code number	A mm	Thickness mm	Material (stainless steel)	Breaking strength (N)	Weight of roll in the case	Package m
4710009	9	0,55	1,4371	4100		20
4710013	13	0,70	1,4371	7100	2,6kg/pc	20
4710019	19	0,70	1,4371	10600	3,7kg/pc	20

Used for attaching equipment to poles. On customer's request we can also provide bands of other dimensions and lengths. The case contains 30 clips adapted to the ordered band.

Code number: 4710000

Code number	A mm	Thickness mm	Material (stainless steel)	Breaking strength (N)	Weight of roll in the case	Package m
4710075	13	0,70	1,4371	7100	3,5kg/pc	50
4710080	19	0,70	1,4371	10600	5,1kg/pc	50

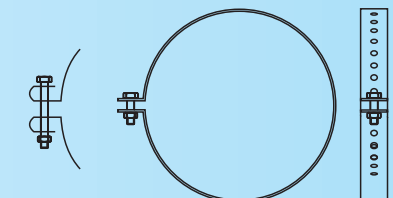

Transparent cover



## PERFORATED GALVANIZED TAPE WITH ROUND HOLES

Code number	A mm	B mm	C mm	Thickness mm	Breaking strength (N)	Weight of roll in the case	Package m
4710120	20	12	6	1,0	4200	3,1kg/pc	20
4710125	25	12	6	1,0	5400	3,5kg/pc	20


Used for attaching equipment to poles using an appropriate galvanized screw nut and flat washer. At customer's request we also provide bands of other dimensions and lengths. The sharp edges on the band are processed according to DIN. The case also contains 30 pieces of screw nuts adapted to the ordered band.



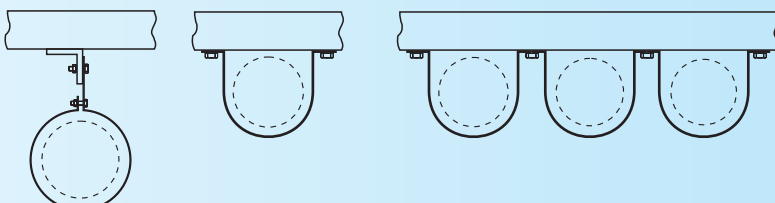
## PERFORATED GALVANIZED ELLIPTICAL BAND

Code number	A mm	B mm	C mm	Thickness mm	Breaking strength (N)	Weight of roll in the case	Package m
4710130	20	24,3	6,2	1,0	4000	2,7kg/pc	20
4710131	20	24,3	8,2	1,0	3400	2,5kg/pc	20

Flexible, light, bendable, universal in use. Used for attaching equipment to poles using an appropriate galvanized screw nut and flat washer. Very convenient for hanging of instillation pipes for water, sewer and heat. On customer's request we also provide bands of other dimensions and lengths. The sharp edges on the band are processed according to DIN. The case also contains 30 pieces of screw nuts adapted to the ordered band.



Convenient for hanging and tightening of all types and pipes dimensions.



# CONTENT

INSULATED WATERPROOF CONNECTING CLAMP FIDOS 1,5-10/16-95.....	3
INSULATED WATERPROOF CONNECTING CLAMP FIDOS 16-25/35-70.....	3
INSULATED WATERPROOF CONNECTING CLAMP FIDOS 4-35/6-150 .....	3
INSULATED WATERPROOF CONNECTING CLAMP FIDOS (35)50-150/(35)50-150 .....	3
INSULATED WATERPROOF CLAMP FOR CONNECTION OF LV ABC 2,5-150 TO THE NON-INSULATED CONDUCTOR.....	4
ADAPTER 4x1,5-16 mm <sup>2</sup> FOR INSULATED CONNECTING CLAMP FIDOS 16-25/35-70 .....	4
ADAPTER FOR INSULATED WATERPROOF CONNECTING CLAMP FIDOS 50-150/50-150.....	4
SEPARABLE JOINTS .....	4
INSULATED WATERPROOF AL-CU BIMETALLIC LUGS CPTAU.....	5
INSULATED WATERPROOF CLAMP FOR CONNECTION OF LV ABC 2,5-150 TO THE NON-INSULATED CONDUCTOR.....	5
INSULATED WATERPROOF CLAMP FOR CONNECTION OF LV ABC 25-150 TO THE NON-INSULATED CONDUCTOR .....	5
INSULATED ADAPTER FOR SHORT CIRCUIT AND EARTHING WITH CLAMP PC 25-70 .....	5
INSULATED WATERPROOF JOINTING SLEEVES - FID.....	6
ALUMINUM INSULATED JOINTS "FALIS".....	6
ALUMINUM BRACKET FOR LOW VOLTAGE ABC CS 1500 F .....	7
ALUMINUM BRACKET FOR LV ABC CA 1500.....	7
ALUMINUM BRACKET FOR LV ABC SIP 1500M.....	7
ALUMINUM BRACKET FOR LV ABC SIP 1500R.....	7
AL BRACKET CA 16 .....	7
STEEL WALL BRACKET 100X150 WITH HOOK ø16 .....	8
STEEL WALL BRACKET WITH HOOK ø16 .....	8
STEEL WALL BRACKET FOR HOUSEHOLD CONNECTION OF ABC.....	8
POST BRACKET FOR ABC CABLE L=200.....	8
CLAMP FOR CARRYING SUPPORT OF LV ABC WITHOUT THE MAIN CONDUCTOR.....	9
ANGULAR CLAMP FOR HOUSEHOLD CONNECTION RA 25.....	9
CLAMP FOR CARRYING SUPPORT OF LV ABC CABLES PS 1500.....	9
SET FOR CARRING SUPPORT OF LV ABC 25-95 ES 1500 .....	9
TENSION SUPPORT CLAMP FOR HOUSEHOLD CONNECTION .....	10
TENSION SUPPORT CLAMP FOR HOUSEHOLD CONNECTION - AUTOMATIC (SELF TENSION).....	10
ANCHORING CLAMP PA 621 (200daN).....	10
TENSION SUPPORT CLAMP FOR LV ABC CABLE 54-71.5mm <sup>2</sup> (1500 daN).....	10
TENSION SUPPORT CLAMP FOR LV ABC CABLE 70-95mm <sup>2</sup> (2000 daN).....	11
TENSION SUPPORT CLAMP FOR LV ABC WITHOUT SUPPORTING CONDUCTOR.....	11
TENSION SUPPORT CLAMP FOR LV ABC WITHOUT SUPPORTING COND. 2-4x16-25.....	11
PULLEY TACKLE FOR INSTALLING LV ABC ON POSTS FR 150.....	11
PULLEY TACKLE FOR INSTALLING MV ABC ON POSTS FR 270.....	11
PULLEY TACKLE FOR INSTALLING MV ABC ON POSTS FR 350.....	12
INSULATED END CAP.....	12
INSULATED SEPARABLE HOUSING FOR SYSTEM FUSES (AERIAL FUSE).....	12
INSULATED ADAPTER FOR SHORTING AND GROUNDING.....	12
WRENCH FOR SEPARATING CORES FROM CABLE BUNCH.....	12
INSULATED UNIVERSAL WRENCH FOR TIGHTENING OF INSULATED CLAMPS.....	13
WRENCH OK-10 FOR TIGHTENING OF INSULATED CLAMPS.....	13
WALL BEARER WITH BINDING THREAD FOR LV ABC.....	13
DOUBLE BUCKLE CABLE BINDING THREAD.....	13
PLASTIC CABLE BINDING THREAD.....	13
PVC COATED ALUMINUM BELT.....	14
TIN ROOF TILE FOR ROOF PIPE SUPPORT.....	14
TWO- PIECE TIN ROOF TILE .....	14
TIN ROOF TILE FOR ANCHOR AND PTT ANCHOR.....	14
TIN ROOF TILE FOR HOUSEHOLD CONNECTION.....	15
TIN ROOF TILE FOR HOUSEHOLD CONNECTION – SALONIT.....	15
TIN CAP FOR ROOF PIPE 2-3".....	15
STEEL PIPE RING (WITHOUT AL BRACKETS) FOR HANGING ABC CABLES ON POSTS.....	15
SLOPED PILLAR BRACKETS.....	16
FLAT PILLAR BRACKETS.....	16
PIPE RING WITH A SINGLE HOLE.....	16
PIPE RINGS WITH ONE NOTCH.....	16
SINGLE HOLE PIPE RINGS.....	17
BENT HOOK PIPE RINGS.....	17
DOUBLE PIPE RINGS WITH TWO HOLES.....	17
DOUBLE PIPE RINGS WITH TWO HOLES AND RINGS.....	17
DOUBLE PIPE RINGS WITH TWO NOTCHES.....	17
CLAMP FOR TENSIONING SUPPORT OF MV ABC CABLES AND AL-STEEL ROPES.....	18
EQUIPMENT FOR SINGLE TENSION SUPPORT OF MV ABC AND AL-STEEL ROPES.....	18
EQUIPMENT FOR DOUBLE TENSION SUPPORT OF MV ABC CABLES AND AL-STEEL ROPES.....	18
EQUIPMENT FOR CARR. SUPPORT OF MV ABC CABLE AND AL-STEEL ROPES.....	18

## CONTENT

DEVICE FOR TRANSFERRING MV ABC FROM PULLEY TACKLE ONTO SUPPORTING CLAMP.....	19
EQUIPMENT FOR SUPPORTING INSULATOR CHAINS.....	19
EQUIPMENT FOR TENSION INSULATOR CHAINS.....	19
THE ACCESSORIES FOR ROOF HOUSING CONNECTOR OF SELF-SUPPORTING CABLE BUNCH.....	20
THE ACCESSORIES FOR WALL HOUSING CONNECTOR OF SELF-SUPPORTING CABLE BUNCH .....	20
TERMINATION OF ABC CABLE BUNCH AND CROSSING ON TO CABLE LEAD.....	21
CARRIED AND ANGULAR SUPPORT. AND ATTACHING OF SELF SUPPORTING BUNCH.....	21
AN EXAMPLE OF PROPER APPLIANCE OF EQUIPMENT FOR LV ABC.....	22
AN EXAMPLE OF PROPER APPLIANCE OF EQUIPMENT FOR LV ABC.....	23
THE EXAMPLES OF DISTRIBUT. SELF-SUPPORTING CABLE BUNCH ATTACHMENT.....	24
THE EXAMPLES OF CONNECTING SELF-SUPPORTING CABLE BUNCH ATTACHMENT.....	24
AN EXAMPLE OF HOUSE CONNECTOR ATTACHMENT ON THE PIPE ROOF SUPPORT.....	24
EXAMPLES OF MV-ABC SELF SUPPORTING CABLE BUNCHES (10-20KV).....	25
EQUIPMENT FOR TENSION INSULATING CHAINS – FOR AL-STEEL CONDUCTORS.....	25
EQUIPMENT FOR SUPPORT. INSULATING CHAINS – FOR AL-STEEL CONDUCTORS.....	25
CABLE HEAD KGTs-10.....	26
CABLE SERVICE HEAD VKG.....	26
GENERAL USE BRACKET.....	26
DOUBLE HINGE SUPPORT WITH TWO WEDGES.....	27
HINGE SUPPORT WITH WEDGE.....	27
HINGE.....	27
HINGES.....	27
CLAMP FOR TENSIONING OF MID-VOLTAGE ABC AND AL-STEEL ROPES.....	27
SILICON COMPOSITE TENSION INSULATOR CHAINS.....	28
POST SILICONE INSULATOR.....	29
EQUIPMENT FOR INSULATING CHAINS.....	29
SILICON COMPOSITE TENSION INSULATOR CHAINS.....	30
SILICON COMPOSITE SUPPORT INSULATING CHAINS.....	31
SELF ADHESIVE PVC WARNING SIGN.....	32
SELF ADHESIVE PVC WARNING SIGNS.....	32
INFORMATION SIGNS.....	33
WARNING SIGNS.....	33
AUTOMATIC TIE-GUN FLY-600 L.....	34
AUTOMATIC GRIPPER 6-14.....	34
AUTOMATIC GRIPPER FOR Al-Fe ROPE 8-24 mm.....	34
DEVICE FOR LEAD TIGHTENING AND LOAD LIFTING - UP TO 250 KG.....	34
DEVICE FOR LEAD TENSIONING AND LOAD LIFTING .....	35
CABLE CUTTERS FLK-325 A.....	35
MANUAL CUTTERS FOR Al AND Cu CABLES.....	35
MANUAL CUTTERS FOR CUTTING Al-steel CONDUCTORS.....	35
HYDRAULIC HEAD FOR CRIMPING FHP-300 C.....	36
MANUAL MECHANICAL CRIMPER FRHP-300 .....	36
INPUTS FOR CRIMPING OF FID SLEEVES AND CPTAU LUGS.....	36
MANUAL MECHANICAL CRIMPER FRP-300C .....	36
HYDRAULIC PUMP 700bar - FHPU 800.....	37
BATTERY OPERATED CRIMPING TOOL FAP-60.....	37
BATTERY OPERATED SCISSORS AND CRIMPING TOOL FAMP-42.....	37
TIGHTENING EQUIPMENT.....	38
THE EXAMPLES OF BINDING WITH PERFORATED BAND ON STEEL AND CONCRETE POSTS.....	39
PULLING GRIP FOR STAINLESS STEEL BANDS.....	40
PULLING GRIP FOR STAINLESS STEEL BANDS FZT.....	40
CLIPS FOR STAINLESS STEEL BANDS.....	40
PROPER PROCEDURE OF PERFORATED BAND TIGHTENING .....	40
STAINLESS STEEL BND IN PLASTIC CASE .....	41
PERFORATED GALVANIZED TAPE WITH ROUND HOLES .....	41
PERFORATED GALVANIZED ELLIPTICAL BAND .....	41





## Factory "FEMAN" - Jagodina



*FemaN is the largest producer of cable connectors, electro materials, polyester measuring boxes, street and industrial LEDs, sodium and metal halogen lamps, heat pumps, solar collectors, tools and installation accessories in the Balkans.*

*Founder, owner and director is engineer Miodrag Nikolic, whose leadership abilities, work and dedication contributed to FemaN's development in a medium-sized enterprise, which has over 270 employees and a wide array of over 2000 high-quality products. On a total surface of 15,000m<sup>2</sup>, these products are manufactured in modern facilities: the development and construction of products, foundry, blacksmiths, locksmiths, punching, extrusion and plastic injection, pressing polyester, turning and milling, painting, galvanizing, tooling and assembly.*

*Our business currency is "Quality first of all", which is proven by a large number of awards and recognitions, both at domestic and international fairs. The conquest of new products, their development and continuous improvement are led by a group of proven experts of different profiles. All products are manufactured in accordance with SRPS, IEC, EN and NFC standards, and the company has the ISO 9001 standard since 1996 and the ISO 14001 and OHSAS 18001 standards.*

*All our products pass the necessary testing and attestation, and a certain number from each series is examined in our internal laboratory, to ensure that the end user always gets a high quality and reliable product that is quickly and easily mounted. Thanks to the high quality, which has become synonymous with FemaN products, our sales network extends across all five continents, and our accessories have also been found by customers in far-off Australia.*

